

**FULLERTON SCHOOL DISTRICT  
ORANGE COUNTY  
AUDIT REPORT  
For the Fiscal Year Ended  
June 30, 2021**

**NIGRO & NIGRO<sup>PC</sup>**



**FULLERTON SCHOOL DISTRICT**  
*For the Fiscal Year Ended June 30, 2021*  
*Table of Contents*

---

**FINANCIAL SECTION**

	<u>Page</u>
Independent Auditors' Report .....	1
Management's Discussion and Analysis .....	3
Basic Financial Statements:	
District-Wide Financial Statements:	
Statement of Net Position.....	16
Statement of Activities .....	17
Governmental Funds Financial Statements:	
Balance Sheet – Governmental Funds.....	18
Reconciliation of the Governmental Funds Balance Sheet to the Statement of Net Position .....	19
Statement of Revenues, Expenditures, and Changes in Fund Balances .....	20
Reconciliation of the Governmental Funds Statement of Revenues, Expenditures, and Changes in Fund Balances to the Statement of Activities.....	21
Proprietary Fund Financial Statements:	
Statement of Net Position.....	22
Statement of Revenues, Expenses, and Changes in Net Position.....	23
Statement of Cash Flows.....	24
Fiduciary Funds Financial Statement:	
Statement of Fiduciary Net Position .....	25
Statement of Changes in Fiduciary Net Position.....	26
Notes to Financial Statements .....	27

**REQUIRED SUPPLEMENTARY INFORMATION**

Budgetary Comparison Schedule – General Fund.....	67
Schedule of Proportionate Share of the Net Pension Liability .....	68
Schedule of Pension Contributions.....	69
Schedule of Changes in the District's Total OPEB Liability and Related Ratios.....	70
Schedule of the District's Proportionate Share of the Net OPEB Liability-MPP Program .....	71
Notes to the Required Supplementary Information .....	72

**SUPPLEMENTARY INFORMATION**

Local Educational Agency Organization Structure .....	74
Schedule of Instructional Time.....	75
Schedule of Financial Trends and Analysis.....	76
Reconciliation of Annual Financial and Budget Report with Audited Financial Statements .....	77
Schedule of Expenditures of Federal Awards.....	78
Note to the Supplementary Information .....	79

**FULLERTON SCHOOL DISTRICT**  
*For the Fiscal Year Ended June 30, 2021*  
*Table of Contents*

---

**OTHER INDEPENDENT AUDITORS' REPORTS**

**Page**

Independent Auditors' Report on Internal Control over Financial Reporting and on Compliance and Other Matters Based on an Audit of Financial Statements Performed in Accordance with <i>Government Auditing Standards</i> .....	80
Independent Auditors' Report on Compliance For Each Major Federal Program and Report on Internal Control Over Compliance Required by the Uniform Guidance.....	82
Independent Auditors' Report on State Compliance .....	84

**SCHEDULE OF FINDINGS AND QUESTIONED COSTS**

Summary of Auditors' Results .....	86
Financial Statement Findings .....	87
Federal Award Findings and Questioned Costs.....	88
State Award Findings and Questioned Costs.....	89
Summary Schedule of Prior Audit Findings.....	90

---

---

*Financial Section*

---

---

*(This page intentionally left blank)*



**NIGRO & NIGRO<sup>PC</sup>**

*A Professional Accountancy Corporation*

## **INDEPENDENT AUDITORS' REPORT**

Board of Trustees  
Fullerton School District  
Fullerton, California

### **Report on the Financial Statements**

We have audited the accompanying financial statements of the governmental activities, each major fund, and the aggregate remaining fund information of Fullerton School District, as of and for the fiscal year ended June 30, 2021, and the related notes to the financial statements, which collectively comprise the District's basic financial statements as listed in the table of contents.

### **Management's Responsibility for the Financial Statements**

Management is responsible for the preparation and fair presentation of these financial statements in accordance with accounting principles generally accepted in the United States of America; this includes the design, implementation, and maintenance of internal control relevant to the preparation and fair presentation of financial statements that are free from material misstatement, whether due to fraud or error.

### **Auditors' Responsibility**

Our responsibility is to express opinions on these financial statements based on our audit. We conducted our audit in accordance with auditing standards generally accepted in the United States of America, the standards applicable to financial audits contained in *Government Auditing Standards*, issued by the Comptroller General of the United States, and the *2020-21 Guide for Annual Audits of K-12 Local Education Agencies and State Compliance Reporting*. Those standards require that we plan and perform the audit to obtain reasonable assurance about whether the financial statements are free from material misstatement.

An audit involves performing procedures to obtain audit evidence about the amounts and disclosures in the financial statements. The procedures selected depend on the auditor's judgment, including the assessment of the risks of material misstatement of the financial statements, whether due to fraud or error. In making those risk assessments, the auditor considers internal control relevant to the entity's preparation and fair presentation of the financial statements in order to design audit procedures that are appropriate in the circumstances, but not for the purpose of expressing an opinion on the effectiveness of the entity's internal control. Accordingly, we express no such opinion. An audit also includes evaluating the appropriateness of accounting policies used and the reasonableness of significant accounting estimates made by management, as well as evaluating the overall presentation of the financial statements.

We believe that the audit evidence we have obtained is sufficient and appropriate to provide a basis for our audit opinions.

### **Opinions**

In our opinion, the financial statements referred to above present fairly, in all material respects, the respective financial position of the governmental activities, each major fund, and the aggregate remaining fund information of Fullerton School District, as of June 30, 2021, and the respective changes in financial position and, where applicable, cash flows thereof for the fiscal year then ended in accordance with accounting principles generally accepted in the United States of America.

### **Change in Accounting Principle**

As discussed in Note 1 to the financial statements, the District has implemented the provisions of GASB Statement No. 84, *Fiduciary Activities*. Accordingly, the beginning net position on the Statement of Activities and the beginning fund balance on the Statement of Revenues, Expenditures, and Changes in Fund Balances have been restated to adopt this standard. Our opinion is not modified with respect to this matter.

### **Other Matters**

#### *Required Supplementary Information*

Accounting principles generally accepted in the United States of America require that the management's discussion and analysis, budgetary comparison information, schedule of proportionate share of the net pension liability, schedule of pension contributions, schedule of changes in the District's total OPEB liability and related ratios, schedule of the District's proportionate share of the net OPEB liability-MPP Program, and the notes to the required supplementary information be presented to supplement the basic financial statements. Such information, although not a part of the basic financial statements, is required by the Governmental Accounting Standards Board, who considers it to be an essential part of financial reporting for placing the basic financial statements in an appropriate operational, economic, or historical context. We have applied certain limited procedures to the required supplementary information in accordance with auditing standards generally accepted in the United States of America, which consisted of inquiries of management about the methods of preparing the information and comparing the information for consistency with management's responses to our inquiries, the basic financial statements, and other knowledge we obtained during our audit of the basic financial statements. We do not express an opinion or provide any assurance on the information because the limited procedures do not provide us with sufficient evidence to express an opinion or provide any assurance.

#### *Other Information*

Our audit was conducted for the purpose of forming opinions on the financial statements that collectively comprise the District's basic financial statements. The supplementary information is presented for purposes of additional analysis and is not a required part of the basic financial statements. The schedule of expenditures of federal awards is presented for purposes of additional analysis as required by Title 2 U.S. Code of Federal Regulations (CFR) Part 200, *Uniform Administrative Requirements, Cost Principles, and Audit Requirements for Federal Awards*, and is also not a required part of the basic financial statements. The supplementary information on pages 75 to 76 and the schedule of expenditures of federal awards on page 78 are the responsibility of management and were derived from and relate directly to the underlying accounting and other records used to prepare the basic financial statements. Such information has been subjected to the auditing procedures applied in the audit of the basic financial statements and certain additional procedures, including comparing and reconciling such information directly to the underlying accounting and other records used to prepare the basic financial statements or to the basic financial statements themselves, and other additional procedures in accordance with auditing standards generally accepted in the United States of America. In our opinion, the information is fairly stated in all material respects in relation to the basic financial statements as a whole. The information on page 74 has not been subjected to the auditing procedures applied in the audit of the basic financial statements and accordingly, we do not express an opinion or provide any assurance on it.

### **Other Reporting Required by Government Auditing Standards**

In accordance with *Government Auditing Standards*, we have also issued our report dated January 10, 2022, on our consideration of the District's internal control over financial reporting and on our tests of its compliance with certain provisions of laws, regulations, contracts, and grant agreements and other matters. The purpose of that report is to describe the scope of our testing of internal control over financial reporting and compliance and the results of that testing, and not to provide an opinion on the effectiveness of the District's internal control over financial reporting or on compliance. That report is an integral part of an audit performed in accordance with *Government Auditing Standards* in considering the District's internal control over financial reporting and compliance.

Murrieta, California  
January 10, 2022



**FULLERTON SCHOOL DISTRICT**  
*Management's Discussion and Analysis (Unaudited)*  
*For the Fiscal Year Ended June 30, 2021*

---

**INTRODUCTION**

The following discussion and analysis provides an overview of the financial position and activities of the District for the year ended June 30, 2021. This discussion has been prepared by management and should be read in conjunction with the financial statements and notes thereto which follow this section.

The Fullerton School District is a large suburban school district offering instruction to students from transitional kindergarten through eighth grade, including programs for preschool and special education. During the 2020-21 school year, the District operated fifteen elementary schools, two K-8 schools, and three junior high schools, on the traditional August through May schedule, for the instruction of approximately 12,113 students.

**MISSION STATEMENT**

The mission of the Fullerton School District is to work collaboratively with the community to provide an innovative, high-quality educational program for all students in a safe learning environment. Our motto, "*Great Schools - Successful Kids*" exemplifies the belief that all students will achieve academic excellence, acquire interpersonal skills, and develop technological expertise to contribute as productive citizens in a democratic society.

**Focusing on Excellence**

**High Expectations for ALL students**

- Narrow the achievement gap
- Prepare students for success in high school, college, and career
- Utilize personalized, student-centered approach and student strengths
- Promote patriotism, democracy, and United States civics in existing frameworks, curriculum, and State standards
- Provide opportunities for students to be productive citizens of the community

**Long-term District Financial Stability**

- Exercise responsible fiscal stewardship
- Allocate funding to support prioritized programs, enhanced facilities, and attract and retain highly qualified staff

**Recruit, Hire, Support, and Retain Exceptional Staff**

- Recruit and retain exceptional and diverse staff who are culturally responsive, student-centered, and focused on high-expectations
- Support and evaluate all staff regularly to improve performance
- Provide professional growth and development opportunities

**Welcome and Engage Families and Community**

- Engage families to participate and provide opportunities for input
- Involve families and community in programs, committees, school cultures, and celebrations
- Provide meaningful and culturally responsive engagement opportunities
- Respect, empower, and appreciate our diverse families and communities

**Promote Safety, Mental/Physical Health, and Well-being**

- Promote child-centered education and build connections with students emphasizing the whole-child
- Provide programs that focus on restorative practices, nutrition, mental and social-emotional health, personal responsibility, and a positive school climate

**FULLERTON SCHOOL DISTRICT**  
*Management's Discussion and Analysis (Unaudited)*  
*For the Fiscal Year Ended June 30, 2021*

---

**MISSION STATEMENT (continued)**

**Promote Safety, Mental/Physical Health, and Well-being (continued)**

- Create an environment that incorporates the importance of safety, mental/physical health, and well-being for all students, employees, and members of the community
- Strengthen and work with our community partners

**FINANCIAL HIGHLIGHTS**

**District-Wide Financial Statements**

- As of June 30, 2021, the District's overall financial condition decreased from June 30, 2020, as Net Position decreased by \$10.6 million. The sum of general revenues, operating grants and contributions, and charges for services was less than total expenses, creating the decrease.
- Overall revenues increased \$27.5 million, to \$187.0 million. The largest category of revenue to the District is the Local Control Funding Formula (LCFF), which makes up \$114.7 million (61%) of total revenues.
- Overall expenditures increased \$24.3 million, to over \$197.5 million. The majority of expenditures (\$140.1 million) were for instruction and instruction-related services.
- Revenues increased more than expenditures. However, the change in net position showed a decrease of \$10.6 million. This amount represents a decrease in the District's reserves.
- Total District-wide expenses were \$197.6 million. Because a portion of these costs was paid for with charges, fees, and federal and state categorical programs, the net cost that required taxpayer funding was \$134.8 million.

**General Fund Financial Statements**

- The District's General Fund recorded a net increase to the ending Fund Balance for the year. Actual results were higher than the revised operating budget for the year. This positive variance came about primarily because of carryover of restricted funds.
- Revenues of over \$176.4 million (\$118.2 million Unrestricted, \$58.2 million Restricted) were received.
- Expenditures of \$177.1 million (\$103.9 million Unrestricted, \$73.2 million Restricted) were made.
- The net result of operations was an increase to the ending fund balance of \$0.9 million. (\$2.4 million decrease in Unrestricted, \$3.3 million increase in Restricted)

A five-year history of the District's General Fund is as follows:

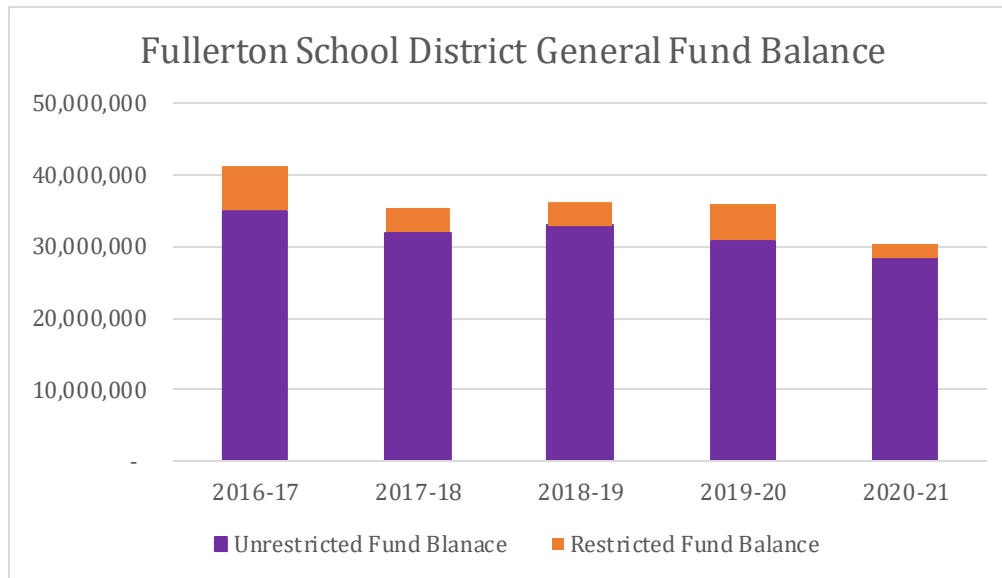
	<b>Ending Fund Balances</b>			<b>Net Change in Fund Balance</b>
	<b>Unrestricted</b>	<b>Restricted</b>	<b>Total</b>	
2016-17	\$ 35,063,235	\$ 3,576,145	\$ 38,639,380	\$ 926,129
2017-18	31,918,473	3,300,180	35,218,653	(3,420,727)
2018-19	32,867,741	5,127,310	37,995,051	2,776,398
2019-20	30,883,473	1,899,654	32,783,127	(5,211,924)
2020-21	28454571	5241125	33695696	912569

**FULLERTON SCHOOL DISTRICT**  
*Management's Discussion and Analysis (Unaudited)*  
*For the Fiscal Year Ended June 30, 2021*

---

**FINANCIAL HIGHLIGHTS (continued)**

**General Fund Financial Statements (continued)**



At June 30, 2021, the District's General Fund Balance was comprised of:

Reserved Amounts	\$ 5,487,683
Legally Restricted Balances	5,241,125
Assigned	4,206,139
Unassigned	18,760,749
<b>Total</b>	<b><u><u>\$ 33,695,696</u></u></b>

The amount Designated for Economic Uncertainties was \$5,283,124, or 3% of total General Fund expenditures. The State mandated requirement is a 3% reserve.

The actual amounts reported above are for the General Fund only, and do not agree with the amounts reported on the Statement of Revenues, Expenditures, and Changes in Fund Balances because the amounts on that schedule include the financial activity of the Deferred Maintenance Fund in accordance with the fund type definitions promulgated by GASB Statement No. 54.

**FULLERTON SCHOOL DISTRICT**  
*Management's Discussion and Analysis (Unaudited)*  
*For the Fiscal Year Ended June 30, 2021*

---

**FINANCIAL HIGHLIGHTS (continued)**

**LCFF and Average Daily Attendance (ADA)**

The majority of the District's unrestricted revenues are received from the State through the LCFF. The State switched to the LCFF funding formula in the 2013-14 fiscal year.

The State's 2013-14 budget presented an extraordinary change in California school district funding. The Revenue limits and most categorical programs which have existed since the 1970's *Serrano vs. Priest* decision were eliminated. Instead, the State implemented the Local Control Funding Formula (LCFF). Under LCFF, instead of the State allocating funds and requiring the Districts to spend money on programs and service the State determines are a priority, the new funding formula gives local boards control over how to use funds and resources in a way that improves outcomes and opportunities for all students. The new funding model specifically addresses students with greater needs – such as English learners, low-income and foster youth – with input from the community and with specific student outcome in mind.

While the main drivers of the Revenue Limit were Average Daily Attendance (ADA) and State-funded Cost of Living Adjustment (COLA), LCFF adds two additional factors:

- Unduplicated Percentages - defined as those students enrolled in the Free and Reduced Lunch program, English Language Learners, and Foster Youth. Due to the widely differing unduplicated count percentages in different school districts, the amounts received in LCFF funding will vary widely by District will become even more disparate as time goes on.
- Percentage of Gap Funding during Transition: Full implementation of the LCFF was beyond the State's prior year financial means. Therefore, the State initially intended to fully implement LCFF over an eight-year period. Each year, as part of the budget process, the Legislature and Governor (with consideration of the COLA and Proposition 98 requirements) will determine the amount of the gap funding to implement in the current budget year. Since 2018-19, LCFF has been fully funded.

The District calculates its LCFF apportionment based upon a formula incorporating these inputs. The District receives its share of local property taxes, and the State provides Apportionment Revenue to make up the total LCFF earned.

# FULLERTON SCHOOL DISTRICT

Management's Discussion and Analysis (Unaudited)  
For the Fiscal Year Ended June 30, 2021

---

## FINANCIAL HIGHLIGHTS (continued)

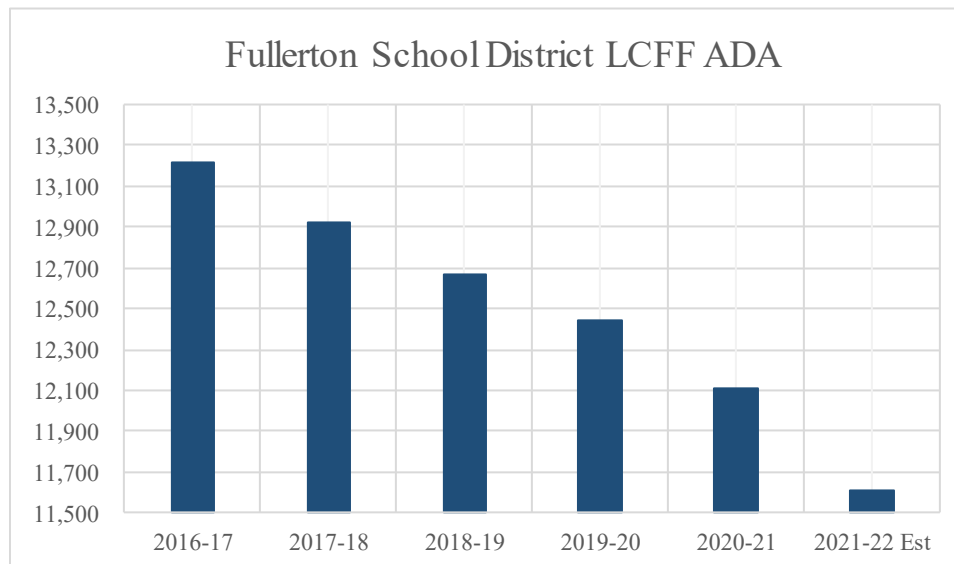
### Average Daily Attendance (ADA)

Virtually all of the District's funding is based upon the number of students in attendance at District schools, or Average Daily Attendance (ADA). ADA is calculated based upon the actual number of days a student attends school, divided by the total possible instructional days (180 days for a full school year). Thus, a student who attends class every day of the school year, with no absences, earns one ADA.

The District's main source of funding, the Local Control Funding Formula (LCFF) is calculated based upon the District's Second Period ("P-2") ADA. If a district is in a declining enrollment situation (like Fullerton School District), LCFF is calculated based upon the higher, prior-year ADA. Therefore, even though ADA decreased by approximately 736 students in fiscal year 2020-21, the District still earned LCFF based upon the higher 2019-20 ADA. The lower ADA for 2020-21 is reflected in the 2021-22 LCFF. This one-year lag is projected to continue for the foreseeable future as the District remains in declining enrollment.

P-2 apportionment-earning ADA used in the calculation of the LCFF for the past five years, and the estimated LCFF ADA for the current year, is as follows:

2016-17	13,218
2017-18	12,924
2018-19	12,665
2019-20	12,440
2020-21	12,113
2021-22 Est	11,610



**FULLERTON SCHOOL DISTRICT**  
*Management's Discussion and Analysis (Unaudited)*  
*For the Fiscal Year Ended June 30, 2021*

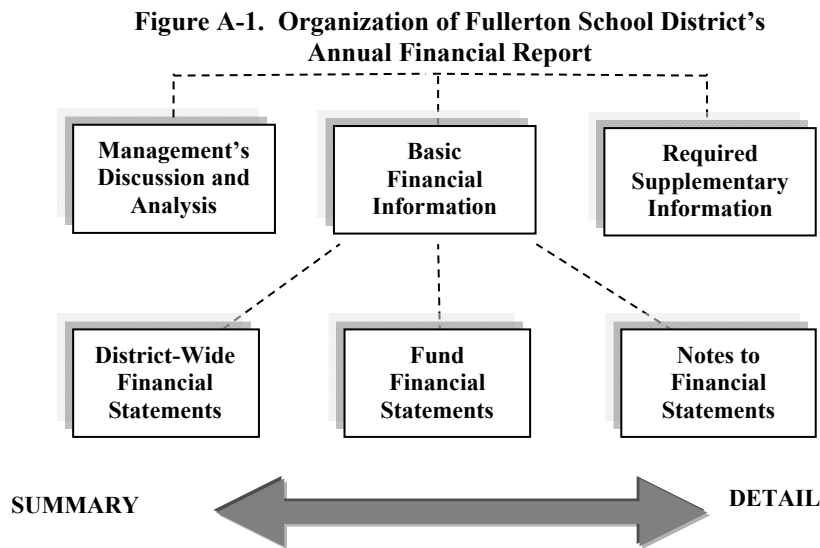
---

**OVERVIEW OF THE FINANCIAL STATEMENTS**

This annual report consists of three parts – management discussion and analysis (this section), the basic financial statements, and required supplementary information. The basic financial statements include two kinds of statements that present different views of the District:

- The first two statements are *District-wide financial* statements that provide both short-term and long-term information about the District's overall financial status.
- The remaining statements are *fund financial* statements that focus on individual parts of the District, reporting the District's operations in more detail than the District-wide statements.
  - The *governmental funds* statements tell how basic services like regular and special education were financed in the short term as well as what remains for future spending.
  - Short and long-term financial information about the activities of the District that operate like businesses (self-insurance funds) are provided in the *proprietary funds* statements.
  - *Fiduciary funds* statement provides information about the financial relationships in which the District acts solely as a trustee or custodian for the benefit of others to whom the resources belong.

The financial statements also include *notes* that explain some of the information in the statements and provide more detailed data. Figure A-1 shows how the various parts of this annual report are arranged and related to one another.



The remainder of this overview section of management's discussion and analysis highlights the structure and contents of each of the statements.

**FULLERTON SCHOOL DISTRICT**  
*Management's Discussion and Analysis (Unaudited)*  
*For the Fiscal Year Ended June 30, 2021*

---

**OVERVIEW OF THE FINANCIAL STATEMENTS (continued)**

**District-Wide Statements**

The District-wide statements report information about the District as a whole using accounting methods similar to those used by private-sector companies. The Statement of Net Position includes all of the District's assets and liabilities. All of the current year's revenues and expenses are accounted for in the Statement of Activities regardless of when cash is received or paid.

The two District-wide statements report the District's net position and how it has changed. Net position – the difference between the District's assets and deferred outflows of resources and liabilities and deferred inflows of resources – is one way to measure the District's financial health, or *position*.

- Over time, increases and decreases in the District's net position are an indicator of whether its financial position is improving or deteriorating, respectively.
- To assess the overall health of the District, you need to consider additional nonfinancial factors such as changes in the District's demographics and the condition of school buildings and other facilities.
- In the District-wide financial statements, the District's activities are categorized as *Governmental Activities*. Most of the District's basic services are included here, such as regular and special education, transportation, and administration. Property taxes and state aid finance most of these activities.

**Fund Financial Statements**

The fund financial statements provide more detailed information about the District's most significant funds – not the District as a whole. Funds are accounting devices the District uses to keep track of specific sources of funding and spending on particular programs:

- Some funds are required by State law and by bond covenants.
- The District establishes other funds to control and manage money for particular purposes (like repaying its long-term debt) or to show that it is properly using certain revenues.

The District has three kinds of funds:

- 1) *Governmental funds* – Most of the District's basic services are included in governmental funds, which generally focus on (1) how cash and other financial assets that can readily be converted to cash flow in and out and (2) the balances left at year-end that are available for spending. Consequently, the governmental funds statements provide a detailed short-term view that helps you determine whether there are more or fewer financial resources that can be spent in the near future to finance the District's programs. Because this information does not encompass the additional long-term focus of the District-wide statements, we provide additional information on a separate reconciliation page that explains the relationship (or differences) between them.

**FULLERTON SCHOOL DISTRICT**  
*Management's Discussion and Analysis (Unaudited)*  
*For the Fiscal Year Ended June 30, 2021*

---

**Fund Financial Statements (continued)**

- 2) *Proprietary funds* – When the District charges other District funds for the services it provides, these services are reported in proprietary funds. Proprietary funds are reported in the same way that all activities are reported in the Statement of Net Position and Statement of Activities. In fact, the District's internal service fund is included within the governmental activities reported in the District-wide statements but provides more detail and additional information, such as cash flows. The District uses the internal service fund to report activities that relate to the District's self-insured program for workers' compensation claims, dental benefits, and property and liability claims.
- 3) *Fiduciary funds* – Fiduciary funds are used to account for resources held for the benefit of parties outside the District. Fiduciary funds are not reflected in the government-wide financial statements because the resources of those funds are not available to support the District's own programs. The District's fiduciary funds include CFD custodial funds. The accounting used for fiduciary funds is much like that used for proprietary funds.

**FINANCIAL ANALYSIS OF THE DISTRICT AS A WHOLE**

**Net Position.** The District's combined net position was lower on June 30, 2021, than it was the year before – decreasing 13.5% to \$(89.2) million (See Table A-1).

**Table A-1: Statement of Net Position**

	<b>Governmental Activities</b>		<b>Variance Increase (Decrease)</b>
	<b>2021</b>	<b>2020*</b>	
<b>Assets</b>			
Current assets	\$ 63,949,445	\$ 56,618,761	\$ 7,330,684
Capital assets	78,115,620	81,825,142	(3,709,522)
<b>Total assets</b>	<b>142,065,065</b>	<b>138,443,903</b>	<b>3,621,162</b>
<b>Deferred outflows of resources</b>	<b>46,715,263</b>	<b>44,236,224</b>	<b>2,479,039</b>
<b>Liabilities</b>			
Current liabilities	14,263,565	8,423,118	5,840,447
Long-term liabilities	81,808,058	83,453,645	(1,645,587)
Net pension liability	165,699,743	153,648,221	12,051,522
<b>Total liabilities</b>	<b>261,771,366</b>	<b>245,524,984</b>	<b>16,246,382</b>
<b>Deferred inflows of resources</b>	<b>16,253,823</b>	<b>15,809,930</b>	<b>443,893</b>
<b>Net position</b>			
Net investment in capital assets	53,432,148	55,794,336	(2,362,188)
Restricted	18,538,692	15,286,995	3,251,697
Unrestricted	(161,215,701)	(149,736,118)	(11,479,583)
<b>Total net position</b>	<b>\$ (89,244,861)</b>	<b>\$ (78,654,787)</b>	<b>\$ (10,590,074)</b>

*\*As restated*



**FULLERTON SCHOOL DISTRICT**  
*Management's Discussion and Analysis (Unaudited)*  
*For the Fiscal Year Ended June 30, 2021*

---

**FINANCIAL ANALYSIS OF THE DISTRICT AS A WHOLE (continued)**

**Changes in net position, governmental activities.** The District's total revenues increased 17.3% to \$187.0 million (See Table A-2). The increase is due primarily to COVID-related federal and state grants.

The total cost of all programs and services increased 14.1% to \$197.6 million. The District's expenses are predominantly related to educating and caring for students, 79.2%. The purely administrative activities of the District accounted for just 8.1% of total costs. A significant contributor to the increase in costs was spending down COVID-related state and federal grants.

**Table A-2: Statement of Activities**

	<b>Governmental Activities</b>		<b>Variance</b>
	<b>2021</b>	<b>2020</b>	<b>Increase (Decrease)</b>
<b>Revenues</b>			
Program Revenues:			
Charges for services	\$ 371,008	\$ 1,305,762	\$ (934,754)
Operating grants and contributions	62,353,239	28,790,538	33,562,701
General Revenues:			
Property taxes	64,219,078	59,484,554	4,734,524
Federal and state aid not restricted	58,361,250	66,490,659	(8,129,409)
Other general revenues	1,667,353	3,356,728	(1,689,375)
<b>Total Revenues</b>	<u>186,971,928</u>	<u>159,428,241</u>	<u>27,543,687</u>
<b>Expenses</b>			
Instruction-related	140,051,303	125,901,472	14,149,831
Pupil services	16,352,059	16,207,999	144,060
Administration	15,978,237	8,964,865	7,013,372
Plant services	16,189,501	13,925,184	2,264,317
All other activities	8,990,902	8,216,500	774,402
<b>Total Expenses</b>	<u>197,562,002</u>	<u>173,216,020</u>	<u>24,345,982</u>
Increase (decrease) in net position	\$ (10,590,074)	\$ (13,787,779)	\$ 3,197,705
<b>Total net position</b>	<u>\$ (89,244,861)</u>	<u>\$ (78,654,787)</u>	

**FINANCIAL ANALYSIS OF THE DISTRICT'S FUNDS**

The Governmental Funds financial statements report the financial activities of the District net of the effect of long-term items such as capital assets, long-term debt, and other multi-year commitments. Rather, the Governmental Funds statements generally present only financial transactions related to current assets and liabilities. These statements focus on cash received and spent in one year, and what assets are available at year end that can be spent on expenses and liabilities that will be paid within one fiscal year.

At June 30, 2021, the District reported a combined fund balance of \$44.8 million for all of its governmental funds, which represents an increase of \$1.2 million from last year's ending fund balance of \$43.6 million. The majority of the increase occurred in the General Fund from COVID-related federal and state grants.

**FULLERTON SCHOOL DISTRICT**  
*Management's Discussion and Analysis (Unaudited)*  
*For the Fiscal Year Ended June 30, 2021*

**FINANCIAL ANALYSIS OF THE DISTRICT'S FUNDS (continued)**

**Table A-3: The District's Fund Balances**

Fund	Fund Balances				
	July 1, 2020*	Revenues	Expenditures	Other Sources and (Uses)	June 30, 2021
General Fund	\$ 32,783,127	\$ 176,355,293	\$ 177,058,129	\$ 1,615,405	\$ 33,695,696
Student Activity Fund	170,884	19,795	53,758	-	136,921
Child Development Fund	511,870	2,965,673	3,477,543	-	-
Cafeteria Fund	2,200,591	6,541,741	6,222,159	-	2,520,173
Deferred Maintenance Fund	8,286	39	8,284	-	41
Building Fund	781	6	-	-	787
Capital Facilities Fund	551,962	354,055	325,437	-	580,580
Special Reserve Fund (Capital Outlay)	3,233,959	1,119,843	760,287	-	3,593,515
Bond Interest and Redemption Fund	4,136,670	4,514,990	4,347,524	-	4,304,136
Total Governmental Fund Balances	<u>\$ 43,598,130</u>	<u>\$ 191,871,435</u>	<u>\$ 192,253,121</u>	<u>\$ 1,615,405</u>	<u>\$ 44,831,849</u>
Proprietary Fund:					
Self-Insurance Fund	<u>\$ 1,981,405</u>	<u>\$ 2,196,507</u>	<u>\$ 2,015,672</u>	<u>\$ -</u>	<u>\$ 2,162,240</u>

\*As restated

**General Fund Budgetary Highlights**

The District's primary operating fund, and the fund where the majority of its financial transactions take place, is the General Fund.

The overall financial health of the District is generally determined by the state of its General Fund. This fund reflects the effects on the District's finances caused by increased funding or cuts imposed by the State on public education funding. It is also the fund where the District Board and administration have the most flexibility to adjust expenditures to match changes in State and Federal funding.

The 2020-21 adopted budget was officially approved by the Board of Trustees on June 22, 2020. Over the course of the year, the District revised the annual operating budget several times. The major budget amendments fall into these categories:

- Revenues – increased by \$64.3 million primarily to reflect increases in federal, state, and local revenue estimates. Other Federal and State revenue adjustments reflect differences between estimated and actual carryovers for June 30, 2021 (more revenue was carried over than expected so budgets increased for 2021-22). Increases in other local revenues reflect donations received during the year. The District does not budget revenues and expenditures related to donations until the actual donation is received.
- Expenditures – budget increased \$55.5 million, primarily to reflect employee compensation increases negotiated in the winter of 2020, as well as the adjustment to the budget to reflect the expenditure of carryover amounts.

While the District's final budget for the General Fund anticipated that expenditures would exceed revenues by about \$7.4 million, the actual results for the year show that revenues exceeded expenditures by roughly \$0.70 million. Actual revenues were \$30.2 million less than anticipated, and expenditures were \$36.9 million less than budgeted.

These amounts consist primarily of capital outlay and restricted program dollars that were not spent as of June 30, 2021, that will be carried over into the 2021-22 budget.

**FULLERTON SCHOOL DISTRICT**  
*Management's Discussion and Analysis (Unaudited)*  
*For the Fiscal Year Ended June 30, 2021*

---

**CAPITAL ASSET AND DEBT ADMINISTRATION**

**Capital Assets**

By the end of 2020-21, the District had invested \$2.8 million in new capital assets, related to site improvements. (More detailed information about capital assets can be found in Note 6 to the financial statements). Total depreciation expense for the year was \$6.5 million.

**Table A-4: Capital Assets at Year End, Net of Depreciation**

	<b>Governmental Activities</b>		<b>Variance</b>
	<b>2021</b>	<b>2020</b>	<b>Increase (Decrease)</b>
Land	\$ 9,198,655	\$ 9,198,655	\$ -
Improvement of sites	8,063,648	7,729,718	333,930
Buildings	57,786,091	61,941,046	(4,154,955)
Equipment	1,611,348	2,534,850	(923,502)
Construction in progress	1,455,878	420,873	1,035,005
<b>Total</b>	<b>\$ 78,115,620</b>	<b>\$ 81,825,142</b>	<b>\$ (3,709,522)</b>

**Long-Term Debt**

At year-end the District had \$81.8 million in long term debt other than pensions – a decrease of 2.0% from last year – as shown in Table A-5. (More detailed information about the District's long-term liabilities is presented in Note 7 to the financial statements).

**Table A-5: Outstanding Long-Term Debt at Year-End**

	<b>Governmental Activities</b>		<b>Variance</b>
	<b>2021</b>	<b>2020</b>	<b>Increase (Decrease)</b>
General obligation bonds	\$ 25,258,521	\$ 28,574,087	\$ (3,315,566)
Certificates of participation	3,670,000	4,065,000	(395,000)
RDA loans	125,841	157,301	(31,460)
Early retirement incentives	2,333,028	1,064,650	1,268,378
Capital leases	1,626,406	589,605	1,036,801
Compensated absences	2,405,737	2,199,209	206,528
Claims	2,908,242	2,846,097	62,145
Other postemployment benefits	43,480,283	43,957,696	(477,413)
<b>Total</b>	<b>\$ 81,808,058</b>	<b>\$ 83,453,645</b>	<b>\$ (1,645,587)</b>

Net pension liability increased during the year by \$12.1 million.

## FULLERTON SCHOOL DISTRICT

*Management's Discussion and Analysis (Unaudited)  
For the Fiscal Year Ended June 30, 2021*

---

### FACTORS BEARING ON THE DISTRICT'S FUTURE

The State Legislature Passed a Final Budget Package on June 28, 2021. The final budget package largely reflected the Legislature's approach on State Appropriations Limit (SAL)-related choices and choices to use funding from the American Rescue Plan (ARP) to offset General Fund costs. The budget package assumes that 2021-22 will end with nearly \$21 billion in total reserves. This consists of: (1) \$15.8 billion in the Budget Stabilization Account (BSA), (2) \$4 billion in Special Fund for Economic Uncertainties, and (3) \$900 million in the Safety Net Reserve, which is available for spending on the state's safety net programs, like Medi-Cal. In addition, the Proposition 98 Reserve (dedicated to school and community college spending) would reach \$4.5 billion under the spending plan.

#### ***Budget Also Commits \$27 Billion in ARP Fiscal Relief Funds***

The ARP included \$350 billion in flexible funding to state and local governments for fiscal recovery in the Coronavirus State Fiscal Recovery Fund. Of this total, California's state government received about \$27 billion. The state has until December 31, 2024 to use the funds for any of the following purposes: (1) to respond to the public health emergency or negative economic impacts associated with the emergency; (2) to support essential work; (3) to backfill a reduction in total revenues that have occurred relative to the pre-pandemic trajectory; or (4) for water, sewer, or broadband infrastructure.

#### ***Significant Increase in School and Community College Funding***

Proposition 98 (1988) established the minimum annual funding level for schools and community colleges. This funding requirement depends upon various formulas that adjust for several factors, including changes in state General Fund revenue. For 2020-21, the minimum requirement is up \$22.5 billion (31.8 percent) compared with the estimates made in June 2020. This increase represents the largest upward revision since the passage of Proposition 98 and is due to higher General Fund revenue estimates. For 2021-22, the minimum requirement increases by an additional \$309 million (0.3 percent) relative to the revised 2020-21 level.

#### ***Makes Required Reserve Deposit, Pays Down Deferrals, and Funds New Programs***

When the minimum funding requirement is growing quickly, the Constitution requires the state to deposit some of the available funding into a statewide reserve account for schools and community colleges. Under the June 2021 budget plan, the total required deposit is \$4.5 billion—\$1.9 billion in 2020-21 and \$2.6 billion in 2021-22. The largest discretionary allocation of Proposition 98 funding is \$12.5 billion to pay down the deferrals the state adopted as part of the June 2020 budget plan. Beginning in 2021-22, schools and community colleges will receive all of their funding according to the regular monthly payment schedule. The budget allocates the remaining funds for significant one-time and ongoing program increases. For schools, these augmentations focus on providing academic support for disadvantaged students, reopening schools and addressing learning loss, enhancing the education workforce, and implementing new curriculum or instructional practices in certain subjects. The community college augmentations focus on increasing the number of full-time faculty, addressing deferred maintenance at campus facilities, and funding basic student needs (including mental health services). The budget also provides a 5.07 percent baseline increase for the primary school and community college funding formulas.

#### ***Eliminates Supplemental Payments but Establishes Multiyear Plan to Fund Universal Transitional Kindergarten***

Trailer legislation adopted in June 2020 would have required the state to make payments to schools and community colleges on top of the minimum funding requirement beginning in 2021-22. These supplemental payments were intended to accelerate the recovery of school funding from the decline the state anticipated last June. In recognition of the significant revenue increases (and ensuing increases in the guarantee) that have occurred since that time, the June 2021 budget plan repeals these payments. The budget, however, makes another commitment that will increase funding for schools—above the existing minimum requirement—on an ongoing basis. Specifically, it establishes a plan to make all four-year olds eligible for Transitional Kindergarten by 2025-26. (Currently, only children born between September 2 and December 2 are eligible.) The Legislature and the Governor have reached an agreement to cover the associated costs—approximately \$2.7 billion at full implementation—by adjusting the Proposition 98 formulas to increase the share of General Fund revenue allocated to schools.

**FULLERTON SCHOOL DISTRICT**  
*Management's Discussion and Analysis (Unaudited)*  
*For the Fiscal Year Ended June 30, 2021*

---

**FACTORS BEARING ON THE DISTRICT'S FUTURE (continued)**

***Eliminates Supplemental Payments but Establishes Multiyear Plan to Fund Universal Transitional Kindergarten (continued)***

Meanwhile, the new COVID variants continue to wreak havoc on school re-openings throughout California, as infection rates are on the rise. Complicating matters more is the new requirement that quarantined students no longer have the option of distance learning, but must instead be enrolled in independent study. All independent study programs have to demonstrate satisfactory educational progress, provide a plan for synchronous instruction, reflect grade-level standards, develop procedures for re-engaging students who are having trouble participating and provide a plan to transition students back to in-person instruction when their families wish to do so. The trailer bill language also addressed communication with students and families, the requirements of written independent study agreements and resources that must be provided to students. Districts can seek a waiver but only if certain conditions are met.

All of these factors were considered in preparing the Fullerton School District budget for the 2021-22 fiscal year.

**CONTACTING THE DISTRICT'S FINANCIAL MANAGEMENT**

This financial report is designed to provide our citizens, taxpayers, customers, investors and creditors with a general overview of the District's finances and to demonstrate the District's accountability for the money it receives. If you have any questions about this report or need additional financial information, contact Robert R. Coghlan, Ph.D., Assistant Superintendent, Business Services at (714) 447-7412.

**FULLERTON SCHOOL DISTRICT***Statement of Net Position**June 30, 2021*

---

	Total Governmental Activities
<b>ASSETS</b>	
Deposits and investments	\$ 25,977,500
Accounts receivable	37,669,378
Inventories	255,715
Prepaid expenses	46,852
Non-depreciable assets	10,654,533
Depreciable assets	185,800,138
Less accumulated depreciation	<u>(118,339,051)</u>
Total assets	<u>142,065,065</u>
 <b>DEFERRED OUTFLOWS OF RESOURCES</b>	
Deferred amounts on refunding	447,153
Deferred outflows from OPEB	5,901,671
Deferred outflows from pensions	<u>40,366,439</u>
Total deferred outflows of resources	<u>46,715,263</u>
 <b>LIABILITIES</b>	
Accounts payable	12,114,386
Unearned revenue	2,149,179
Long-term liabilities other than pensions:	
Portion due or payable within one year	5,747,655
Portion due or payable after one year	76,060,403
Net pension liability	<u>165,699,743</u>
Total liabilities	<u>261,771,366</u>
 <b>DEFERRED INFLOWS OF RESOURCES</b>	
Deferred inflows from OPEB	5,317,226
Deferred inflows from pensions	<u>10,936,597</u>
Total deferred inflows of resources	<u>16,253,823</u>
 <b>NET POSITION</b>	
Net investment in capital assets	53,432,148
Restricted for:	
Capital projects	4,174,095
Debt service	4,304,136
Educational programs	7,761,300
Student activity	136,921
Self-insurance	2,162,240
Unrestricted	<u>(161,215,701)</u>
Total net position	<u>\$ (89,244,861)</u>

**FULLERTON SCHOOL DISTRICT**  
*Statement of Activities*  
*For the Fiscal Year Ended June 30, 2021*

Functions/Programs	Expenses	Program Revenues		Net (Expense) Revenue and Changes in Net Position
		Charges for Services	Operating Grants and Contributions	
<b>Governmental Activities</b>				
Instructional Services:				
Instruction	\$ 115,112,496	\$ 53,570	\$ 35,502,775	\$ (79,556,151)
Instruction-Related Services:				
Supervision of instruction	5,293,320	-	2,193,038	(3,100,282)
Instructional library, media and technology	7,103,491	3,615	421,152	(6,678,724)
School site administration	12,541,996	11,505	1,174,315	(11,356,176)
Pupil Support Services:				
Home-to-school transportation	2,225,358	-	49,229	(2,176,129)
Food services	6,642,907	12,790	6,642,735	12,618
All other pupil services	7,483,794	7,123	2,128,168	(5,348,503)
General Administration Services:				
Other general administration	15,978,237	1,276	9,718,917	(6,258,044)
Plant services	16,189,501	15,428	2,967,887	(13,206,186)
Ancillary services	54,653	3,926	15,882	(34,845)
Interest on long-term debt	1,252,916	-	-	(1,252,916)
Transfers between agencies	1,195,619	261,775	1,539,141	605,297
Depreciation (unallocated)	6,487,714	-	-	(6,487,714)
<b>Total Governmental Activities</b>	<b>\$ 197,562,002</b>	<b>\$ 371,008</b>	<b>\$ 62,353,239</b>	<b>\$ (134,837,755)</b>
<b>General Revenues:</b>				
Property taxes				64,219,078
Federal and state aid not restricted to specific purpose				58,361,250
Interest and investment earnings				285,036
Miscellaneous				1,382,317
				<u>124,247,681</u>
				<u>(10,590,074)</u>
				<u>(78,825,671)</u>
				<u>170,884</u>
				<u>(78,654,787)</u>
				<u>\$ (89,244,861)</u>

**FULLERTON SCHOOL DISTRICT**  
*Balance Sheet – Governmental Funds*  
*June 30, 2021*

---

	<b>General Fund</b>	<b>Non-Major Governmental Funds</b>	<b>Total Governmental Funds</b>
<b>ASSETS</b>			
Deposits and investments	\$ 19,255,992	\$ 5,924,210	\$ 25,180,202
Accounts receivable	36,049,586	1,603,150	37,652,736
Due from other funds	220,177	5,806,652	6,026,829
Inventories	57,707	198,008	255,715
Prepaid expenditures	46,852	-	46,852
	<u>                    </u>	<u>                    </u>	<u>                    </u>
Total Assets	<u>\$ 55,630,314</u>	<u>\$ 13,532,020</u>	<u>\$ 69,162,334</u>
<b>LIABILITIES AND FUND BALANCES</b>			
<b>Liabilities</b>			
Accounts payable	\$ 10,334,178	\$ 1,471,491	\$ 11,805,669
Due to other funds	9,898,404	477,233	10,375,637
Unearned revenue	1,701,995	447,184	2,149,179
	<u>                    </u>	<u>                    </u>	<u>                    </u>
Total Liabilities	<u>21,934,577</u>	<u>2,395,908</u>	<u>24,330,485</u>
<b>Fund Balances</b>			
Nonspendable	204,559	198,237	402,796
Restricted	5,241,125	10,937,875	16,179,000
Assigned	4,206,180	-	4,206,180
Unassigned	24,043,873	-	24,043,873
	<u>                    </u>	<u>                    </u>	<u>                    </u>
Total Fund Balances	<u>33,695,737</u>	<u>11,136,112</u>	<u>44,831,849</u>
	<u>                    </u>	<u>                    </u>	<u>                    </u>
Total Liabilities and Fund Balances	<u>\$ 55,630,314</u>	<u>\$ 13,532,020</u>	<u>\$ 69,162,334</u>



# FULLERTON SCHOOL DISTRICT

## Reconciliation of the Governmental Funds Balance Sheet to the Statement of Net Position June 30, 2021

**Total fund balances - governmental funds** \$ 44,831,849

Amounts reported for assets and liabilities for governmental activities in the statement of net position are different from amounts reported in governmental funds because:

In governmental funds, only current assets are reported. In the statement of net position, all assets are reported, including capital assets and accumulated depreciation.

Capital assets at historical cost:	196,454,671	
Accumulated depreciation:	<u>(118,339,051)</u>	
Net:		78,115,620

Deferred amounts on refunding represent amounts paid to an escrow agent in excess of the outstanding debt at the time of the payment for refunded bonds which have been defeased. In the government-wide statements it is recognized as a deferred outflow of resources. The remaining deferred amounts on refunding at the end of the period were:

447,153

In governmental funds, interest on long-term debt is not recognized until the period in which it matures and is paid. In the government-wide statement of activities, it is recognized in the period that it is incurred. The additional liability for unmatured interest owing at the end of the period was:

(216,451)

In governmental funds, only current liabilities are reported. In the statement of net position, all liabilities, including long-term liabilities, are reported. Long-term liabilities relating to government-wide statements, consist of:

General obligation bonds payable	25,258,521	
Certificates of participation payable	3,670,000	
Fullerton RDA loan payable	125,841	
Early retirement incentive	2,333,028	
Capital leases payable	1,626,406	
Compensated absences	2,405,737	
Other postemployment benefits payable	<u>43,480,283</u>	
Total		(78,899,816)

The net pension liability is not due and payable in the current reporting period, and therefore is not reported as a liability in the fund financial statements.

(165,699,743)

In governmental funds, deferred outflows and inflows of resources relating to OPEB are not reported because they are applicable to future periods. In the statement of net position, deferred outflows and inflows of resources relating to OPEB are reported.

Deferred outflows of resources relating to OPEB	5,901,671	
Deferred inflows of resources relating to OPEB	<u>(5,317,226)</u>	
Net:		584,445

In governmental funds, deferred outflows and inflows of resources relating to pensions are not reported because they are applicable to future periods. In the statement of net position, deferred outflows and inflows of resources relating to pensions are reported.

Deferred outflows of resources relating to pensions	40,366,439	
Deferred inflows of resources relating to pensions	<u>(10,936,597)</u>	
Net:		29,429,842

Internal service funds are used to conduct certain activities for which costs are charged to other funds on a full cost-recovery basis. Because internal service funds are presumed to operate for the benefit of governmental activities, assets and liabilities of internal service funds are reported with governmental activities in the statement of net position. Net position for the internal service fund is:

2,162,240

**Total net position - governmental activities** \$ (89,244,861)

**FULLERTON SCHOOL DISTRICT**

*Statement of Revenues, Expenditures, and Changes in Fund Balances – Governmental Funds  
For the Fiscal Year Ended June 30, 2021*

	<b>General Fund</b>	<b>Non-Major Governmental Funds</b>	<b>Total Governmental Funds</b>
<b>REVENUES</b>			
LCFF sources	\$ 114,425,996	\$ -	\$ 114,425,996
Federal sources	29,830,868	6,174,382	36,005,250
Other state sources	20,666,680	2,626,213	23,292,893
Other local sources	11,431,788	6,715,508	18,147,296
<b>Total Revenues</b>	<b>176,355,332</b>	<b>15,516,103</b>	<b>191,871,435</b>
<b>EXPENDITURES</b>			
Current:			
Instruction	110,916,546	2,375,661	113,292,207
Instruction-related services:			
Supervision of instruction	5,109,431	88,266	5,197,697
Instructional library, media and technology	6,562,554	-	6,562,554
School site administration	11,151,231	670,286	11,821,517
Pupil support services:			
Home-to-school transportation	2,011,380	-	2,011,380
Food services	478,339	5,848,217	6,326,556
All other pupil services	7,024,536	202,743	7,227,279
Ancillary Services	881	53,758	54,639
General administration services:			
Other general administration	15,400,293	-	15,400,293
Plant services	14,035,319	155,046	14,190,365
Transfers of indirect costs	(359,402)	359,402	-
Capital outlay	2,414,177	1,054,345	3,468,522
Intergovernmental	1,195,619	-	1,195,619
Debt service:			
Principal	973,604	1,923,648	2,897,252
Interest	151,905	2,455,336	2,607,241
<b>Total Expenditures</b>	<b>177,066,413</b>	<b>15,186,708</b>	<b>192,253,121</b>
Excess (Deficiency) of Revenues Over (Under) Expenditures	(711,081)	329,395	(381,686)
<b>OTHER FINANCING SOURCES (USES)</b>			
Proceeds from leases	1,615,405	-	1,615,405
Net Change in Fund Balances	904,324	329,395	1,233,719
Fund Balances, as originally stated July 1, 2020	32,791,413	10,635,833	43,427,246
Adjustment for restatement (note 12)	-	170,884	170,884
Fund Balances, July 1, 2020 as restated	32,791,413	10,806,717	43,598,130
Fund Balances, June 30, 2021	<u>\$ 33,695,737</u>	<u>\$ 11,136,112</u>	<u>\$ 44,831,849</u>

**FULLERTON SCHOOL DISTRICT**

*Reconciliation of the Governmental Funds Statement of Revenues, Expenditures,  
and Changes in Fund Balances to the Statement of Activities  
For the Fiscal Year Ended June 30, 2021*

**Total net change in fund balances - governmental funds** \$ 1,233,719

Amounts reported for governmental activities in the statement of activities are different because:

In governmental funds, the costs of capital assets are reported as expenditures in the period when the assets are acquired. In the statement of activities, costs of capital assets are allocated over their estimated useful lives as depreciation expense. The difference between capital outlay expenditures and depreciation expense for the period is:

Expenditures for capital outlay	2,778,192	
Depreciation expense	(6,487,714)	
Net expense adjustment:		(3,709,522)

In governmental funds, repayments of long-term debt are reported as expenditures. In the government-wide statements, repayments of long-term debt are reported as a reduction of liabilities. Expenditures for repayment of the principal portion of long-term debt were: 2,897,252

The amounts paid to the refunded bond escrow agent in excess of the refunded bond at the time of payment are recorded as deferred amounts on refunding and are amortized to interest expense over the life of the liability. Deferred amounts incurred, less amortization of this amount during the year was: (82,591)

In governmental funds, if debt is issued at a premium or at a discount, the premium or discount is recognized as an other financing source or an other financing use in the period it is incurred. In the government-wide statements, the premium or discount is amortized as interest over the life of the debt. Amortization of premium or discount for the period is: 65,226

In governmental funds, accreted interest on capital appreciation bonds is not recorded as an expenditure from current resources. In the government-wide statement of activities, however, this is recorded as interest expense for the period: 1,358,152

In governmental funds, interest on long-term debt is recognized in the period that it becomes due. In the government-wide statement of activities, it is recognized in the period that it is incurred. Unmatured interest owing at the end of the period, less matured interest paid during the period but owing from the prior period, was: 13,538

In governmental funds, pension costs are recognized when employer contributions are made. In the statement of activities pension costs are recognized on the accrual basis. This year, the difference between accrual-basis pension costs and actual employer contributions was: (5,787,881)

In governmental funds, OPEB costs are recognized when employer contributions are made. In the statement of activities OPEB costs are recognized on the accrual basis. This year, the difference between accrual-basis OPEB costs and actual employer contributions was: (3,668,491)

In the statement of activities, certain operating expenses - compensated absences and early retirement incentives for example are measured by the amounts earned during the year. In the governmental funds, however, expenditures for these items are measured by the amount of financial resources used (essentially, the amounts actually paid). This year, amounts paid exceeded amounts earned by: (1,474,906)

In governmental funds, proceeds from capital leases are recognized as other financing sources. In the government-wide statements, proceeds from debt are reported as increases to liabilities. Amounts recognized in governmental funds as proceeds from debt were: (1,615,405)

The internal service fund is used by management to charge the cost of self-insurance activities. The net revenue (expense) of the internal service fund is reported with governmental activities. 180,835

**Change in net position - governmental activities** **\$ (10,590,074)**

**FULLERTON SCHOOL DISTRICT**  
*Statement of Net Position – Proprietary Funds*  
*June 30, 2021*

---

	<b>Governmental Activities Internal Service Fund</b>
<b>ASSETS</b>	
Current:	
Deposits and investments	\$ 797,298
Accounts receivable	16,642
Due from other funds	<u>4,357,836</u>
Total assets	<u>5,171,776</u>
<b>LIABILITIES</b>	
Accounts payable and accrued liabilities	92,266
Due to other funds	9,028
Estimated liability for open claims and IBNR	<u>2,908,242</u>
Total liabilities	<u>3,009,536</u>
<b>NET POSITION</b>	
Restricted	<u><u>\$ 2,162,240</u></u>

**FULLERTON SCHOOL DISTRICT***Statement of Revenues, Expenses, and Changes in Fund Net Position – Proprietary Funds  
For the Fiscal Year Ended June 30, 2021*

---

	<b>Governmental Activities Internal Service Fund</b>
<b>OPERATING REVENUES</b>	
Charges to other funds	\$ 1,981,973
Other local revenue	<u>180,721</u>
Total operating revenues	<u>2,162,694</u>
<b>OPERATING EXPENSES</b>	
Current:	
Classified salaries	128,485
Employee benefits	80,352
Books and supplies	183,271
Services and other operating expenditures	<u>1,623,564</u>
Total operating expenses	<u>2,015,672</u>
Operating Income (Loss)	147,022
<b>NON-OPERATING REVENUES</b>	
Interest income	<u>33,813</u>
Change in net position	180,835
Net position, July 1, 2020	<u>1,981,405</u>
Net position, June 30, 2021	<u><u>\$ 2,162,240</u></u>

**FULLERTON SCHOOL DISTRICT**  
*Statement of Cash Flows - Proprietary Funds*  
*For the Fiscal Year Ended June 30, 2021*

---

	<b>Governmental Activities Internal Service Fund</b>
<b>CASH FLOWS FROM OPERATING ACTIVITIES</b>	
Received from in-district premiums	\$ (2,236,523)
Payments to employees and fringe benefits	(208,096)
Payments to vendors and suppliers	(630,771)
Payments on insurance claims	(1,102,281)
Receipts from pending claims	572,310
Net cash provided (used) by operating activities	<u>(3,605,361)</u>
<b>CASH FLOWS FROM INVESTING ACTIVITIES</b>	
Investment income	<u>37,643</u>
Net increase (decrease) in cash	(3,567,718)
Cash, July 1, 2020	4,365,016
Cash, June 30, 2021	<u>\$ 797,298</u>
Reconciliation of operating income (loss) to net cash provided (used)	
by operating activities:	
Operating income (loss)	\$ 147,022
Adjustments to reconcile operating income (loss) to net cash	
provided (used) by operating activities:	
Changes in assets, liabilities, and deferred outflows of resources:	
Receivables, net	391,589
Due from other funds	(4,218,496)
Estimated liability for open claims and IBNRs	62,145
Accounts payable and accrued liabilities	11,638
Due to other funds	741
Total adjustments	<u>(3,752,383)</u>
Net cash (used) by operating activities	<u>\$ (3,605,361)</u>

**FULLERTON SCHOOL DISTRICT**  
*Statement of Fiduciary Net Position*  
*June 30, 2021*

---

	<u>Agency Funds</u> <u>Debt Service</u> <u>Fund for Special</u> <u>Tax Bonds</u>
<b>ASSETS</b>	
Deposits	\$ 19,607
Investments	1,600,767
Accounts receivable	<u>122,804</u>
<b>Total Assets</b>	<u><u>\$ 1,743,178</u></u>
<b>LIABILITIES</b>	
Accounts payable	25,095
Unearned revenue	<u>1,046,744</u>
<b>Total Liabilities</b>	<u>1,071,839</u>
<b>NET POSITION</b>	
Restricted	<u><u>\$ 671,339</u></u>

**FULLERTON SCHOOL DISTRICT**  
*Statement of Changes in Fiduciary Net Position*  
*June 30, 2021*

---

	<u>Agency Funds</u> <u>Debt Service</u> <u>Fund for Special</u> <u>Tax Bonds</u>
<b>ADDITIONS</b>	
Local property taxes	\$ 847,709
Interest	464
All other transfers in	<u>399,152</u>
<b>Total Additions</b>	<u>1,247,325</u>
<b>Deductions</b>	
General administration	121,679
Debt service-interest	251,346
Debt service-principal	383,508
All other transfers out	<u>228,745</u>
<b>Total Deductions</b>	<u>985,278</u>
Change in fiduciary net position	262,047
Net position - July 1, 2020	<u>409,292</u>
Net position - June 30, 2021	<u><u>671,339</u></u>



# FULLERTON SCHOOL DISTRICT

## Notes to Financial Statements

June 30, 2021

---

### NOTE 1 – SUMMARY OF SIGNIFICANT ACCOUNTING POLICIES

Fullerton School District (the "District") accounts for its financial transactions in accordance with the policies and procedures of the California Department of Education's *California School Accounting Manual*. The accounting policies of the District conform to accounting principles generally accepted in the United States of America as prescribed by the Governmental Accounting Standards Board. The following is a summary of the more significant policies:

#### A. Reporting Entity

A reporting entity is comprised of the primary government, component units, and other organizations that are included to ensure the financial statements are not misleading. The primary government of the District consists of all funds, departments, and agencies that are not legally separate from the District. For the District, this includes general operations, food service, and student-related activities of the District.

Component units are legally separate organizations for which the District is financially accountable. Component units may also include organizations that are fiscally dependent on the District, in that the District approves their budget, the issuance of their debt or the levying of their taxes. In addition, component units are other legally separate organizations for which the District is not financially accountable but the nature and significance of the organization's relationship with the District is such that exclusion would cause the District's financial statements to be misleading or incomplete.

For financial reporting purposes, the component units have a financial and operational relationship which meets the reporting entity definition criteria of the Governmental Accounting Standards Board (GASB) Statement No. 61, *The Financial Reporting Entity: Omnibus – An Amendment of GASB Statements No. 14 and No. 34*, and thus are included in the financial statements using the blended presentation method as if they were part of the District's operations because the Board of Trustees of the component units is essentially the same as the Board of Trustees of the District and because their purpose is to finance the construction of facilities to be used for the direct benefit of the District.

The Fullerton School District Capital Facilities Corporation (the Corporation) financial activity are presented in the financial statements as the Capital Projects for Blended Component Units Fund and the Debt Service for Blended Component Units Fund. Certificates of participation and other debt issued by the Corporation are included as long-term liabilities in the District-wide financial statements. Individually prepared financial statements are not prepared for the Corporation.

The Fullerton School District Community Facilities Districts (CFDs) financial activity is presented in the financial statements as the Capital Projects Fund for Blended Component Units and in the Fiduciary Funds Statement as the Debt Service Fund for Special Tax Bonds. Special Tax Bonds issued by the CFDs are not included in the long-term obligations of the *Statement of Net Position* as they are not obligations of the District. Individually prepared financial statements are not prepared for each of the CFDs.

# FULLERTON SCHOOL DISTRICT

## Notes to Financial Statements

June 30, 2021

---

### NOTE 1 – SUMMARY OF SIGNIFICANT ACCOUNTING POLICIES (continued)

#### B. Basis of Presentation, Basis of Accounting

##### 1. Basis of Presentation

###### District-Wide Financial Statements

The Statement of Net Position and the Statement of Activities display information about the primary government (the District). These statements include the financial activities of the overall government, except for fiduciary activities. Eliminations have been made to minimize the double-counting of internal activities. Governmental activities generally are financed through taxes, intergovernmental revenues, and other nonexchange transactions.

The Statement of Activities presents a comparison between direct expenses and program revenues for each function of the District's governmental activities. Direct expenses are those that are specifically associated with a program or function and, therefore, are clearly identifiable to a particular function. Program revenues include (a) fees, fines, and charges paid by the recipients of goods or services offered by the programs and (b) grants and contributions that are restricted to meeting the operational or capital requirements of a particular program. Revenues that are not classified as program revenues, including all taxes, are presented as general revenues.

###### Fund Financial Statements

The fund financial statements provide information about the District's funds, including its fiduciary funds. Separate statements for each fund category - *governmental*, *proprietary*, and *fiduciary* - are presented. The emphasis of fund financial statements is on major governmental funds, each displayed in a separate column. All remaining governmental funds are aggregated and reported as nonmajor funds.

Proprietary fund operating revenues, such as charges for services, result from exchange transactions associated with the principal activity of the fund. Exchange transactions are those in which each party receives and gives up essentially equal values. Nonoperating revenues, such as subsidies and investment earnings, result from nonexchange transactions or ancillary activities.

###### Major Governmental Funds

The District maintains the following major governmental funds:

**General Fund:** This is the chief operating fund for the District. It is used to account for the ordinary operations of the District. All transactions except those accounted for in another fund are accounted for in this fund. The District also maintained a Deferred Maintenance Fund. The Deferred Maintenance Fund does not meet the definition of special revenue funds as it is not primarily composed of restricted or committed revenue sources. Because this fund does not meet the definition of special revenue funds under GASB 54, the activity in that fund is being reported within the General Fund.

# FULLERTON SCHOOL DISTRICT

Notes to Financial Statements

June 30, 2021

---

## NOTE 1 – SUMMARY OF SIGNIFICANT ACCOUNTING POLICIES (continued)

### B. Basis of Presentation, Basis of Accounting (continued)

#### 1. Basis of Presentation (continued)

##### Non-Major Governmental Funds

The District maintains the following non-major governmental funds:

**Special Revenue Funds:** Special revenue funds are established to account for the proceeds from specific revenue sources (other than trusts, major capital projects, or debt service) that are restricted or committed to the financing of particular activities, that compose a substantial portion of the inflows of the fund, and that are reasonably expected to continue. Additional resources that are restricted, committed, or assigned to the purpose of the fund may also be reported in the fund.

**Student Activity Fund:** The District maintains a separate fund for each school that operates an ASB fund, whether it is organized or not.

**Child Development Fund:** This fund is used to account separately for federal, state, and local revenues to operate child development programs.

**Cafeteria Fund:** This fund is used to account separately for federal, state, and local resources to operate the food service program (Education Code sections 38090 and 38093).

**Capital Projects Funds:** Capital projects funds are established to account for financial resources to be used for the acquisition or construction of major capital facilities and other capital assets (other than those financed by proprietary funds and trust funds).

**Building Fund:** This fund exists primarily to account separately for proceeds from the sale of bonds (*Education Code* Section 15146) and may not be used for any purposes other than those for which the bonds were issued.

**Capital Facilities Fund:** This fund is used to primarily account separately for moneys received from fees levied on development projects as a condition of approval (*Education Code* sections 17620-17626 and *Government Code* Section 65995 et seq.).

**Special Reserve Fund for Capital Outlay Projects:** This fund exists primarily to provide for the accumulation of general fund moneys for capital outlay purposes (*Education Code* Section 42840). This fund may also be used to account for any other revenues specifically for capital projects that are not restricted to fund 21, 25, 30, 35, or 49.

**Debt Service Funds:** Debt service funds are established to account for the accumulation of resources for and the payment of principal and interest on general long-term debt.

**Bond Interest and Redemption Fund:** This fund is used for the repayment of bonds issued for the District (*Education Code* sections 15125-15262).

# FULLERTON SCHOOL DISTRICT

## Notes to Financial Statements

June 30, 2021

---

### NOTE 1 – SUMMARY OF SIGNIFICANT ACCOUNTING POLICIES (continued)

#### B. Basis of Presentation, Basis of Accounting (continued)

##### 1. Basis of Presentation (continued)

###### Proprietary Funds

Proprietary fund reporting focuses on the determination of operating income, changes in net position, financial position, and cash flows. Proprietary funds are classified as enterprise or internal service. The District has the following proprietary fund:

**Self-Insurance Fund:** Self-insurance funds are used to separate moneys received for self-insurance activities from other operating funds in the District. Separate funds may be established for each type of self-insurance activity, such as workers' compensation, health and welfare, and deductible property loss (*Education Code* Section 17566).

###### Fiduciary Funds

Fiduciary funds are used to account for assets held in a trustee or custodial capacity for others that cannot be used to support the District's own programs. The key distinction between trust and custodial funds is that trust funds are subject to a trust agreement that affects the degree of management involvement and the length of time that the resources are held. The District maintains the following fiduciary funds:

**Debt Service Fund for Special Tax Bonds:** This fund is used to account for the accumulation of resources for, and the repayment, of Community Facility District bonds, interest and related costs.

##### 2. Measurement Focus, Basis of Accounting

The accounting and financial reporting treatment is determined by the applicable measurement focus and basis of accounting. Measurement focus indicates the type of resources being measured such as current financial resource or economic resources. The basis of accounting indicates the timing of transactions or events for recognition in the financial statements.

The District-wide financial statements are reported using the economic resources measurement focus and the accrual basis of accounting, as are the proprietary fund financial statements. Revenues are recorded when earned and expenses are recorded when a liability is incurred, regardless of the timing of the related cash flows. Property taxes are recognized as revenues in the year for which they are levied. Grants and similar items are recognized as revenues as soon as all eligibility requirements imposed by the provider have been met.

Governmental fund financial statements are reported using the current financial resources measurement focus and the modified accrual basis of accounting. Under this method, revenues are recognized as soon as they are both measurable and available. Revenues are considered to be available when they are collectible within the current period or soon enough thereafter to pay liabilities for the current period. For this purpose, the District considers revenues to be available if they are collected within 60 days of the end of the current fiscal period. Expenditures generally are recorded when a liability is incurred, as under accrual accounting. However, debt service expenditures, as well as expenditures related to compensated absences and claims and judgments, are recorded only when payment is due.

# FULLERTON SCHOOL DISTRICT

## Notes to Financial Statements

June 30, 2021

---

### NOTE 1 – SUMMARY OF SIGNIFICANT ACCOUNTING POLICIES (continued)

#### B. Basis of Presentation, Basis of Accounting (continued)

##### 2. Measurement Focus, Basis of Accounting (continued)

As a general rule the effect of interfund activity has been eliminated from the District-wide financial statements. Exceptions to this general rule are payments-in-lieu of taxes and other charges between the District's proprietary funds and various other functions of the District. Elimination of these charges would distort the direct costs and program revenues reported for the various functions concerned.

##### 3. Revenues - Exchange and Non-Exchange Transactions

Revenue resulting from exchange transactions, in which each party gives and receives essentially equal value, is recorded on the accrual basis when the exchange takes place. On a modified accrual basis, revenue is recorded in the fiscal year in which the resources are measurable and become available. Available means that the resources will be collected within the current fiscal year. Generally, available is defined as collectible within 60 days. However, to achieve comparability of reporting among California districts and so as not to distort normal revenue patterns, with specific respect to reimbursement grants and corrections to state-aid apportionments, the California Department of Education has defined available for districts as collectible within one year. The following revenue sources are considered to be both measurable and available at fiscal year-end: State apportionments, interest, certain grants, and other local sources.

Non-exchange transactions, in which the District receives value without directly giving equal value in return, include property taxes, certain grants, entitlements, and donations. Revenue from property taxes is recognized in the fiscal year in which the taxes are received. Revenue from certain grants, entitlements, and donations is recognized in the fiscal year in which all eligibility requirements have been satisfied. Eligibility requirements include time and purpose requirements. On a modified accrual basis, revenue from non-exchange transactions must also be available before it can be recognized.

#### C. Budgetary Data

The budgetary process is prescribed by provisions of the California Education Code and requires the governing board to hold a public hearing and adopt an operating budget no later than July 1 of each year. The District governing board satisfied these requirements. The adopted budget is subject to amendment throughout the year to give consideration to unanticipated revenue and expenditures primarily resulting from events unknown at the time of budget adoption with the legal restriction that expenditures cannot exceed appropriations by major object account.

The amounts reported as the original budgeted amounts in the budgetary statements reflect the amounts when the original appropriations were adopted. The amounts reported as the final budgeted amounts in the budgetary statements reflect the amounts after all budget amendments have been accounted for. For budget purposes, on behalf payments have not been included as revenue and expenditures as required under generally accepted accounting principles.

#### D. Encumbrances

Encumbrance accounting is used in all budgeted funds to reserve portions of applicable appropriations for which commitments have been made. Encumbrances are recorded for purchase orders, contracts, and other commitments when they are written. Encumbrances are liquidated when the commitments are paid. All encumbrances are liquidated as of June 30.

# FULLERTON SCHOOL DISTRICT

## Notes to Financial Statements

June 30, 2021

---

### NOTE 1 – SUMMARY OF SIGNIFICANT ACCOUNTING POLICIES (continued)

#### E. Assets, Deferred Outflows of Resources, Liabilities, Deferred Inflows of Resources, and Net Position

##### 1. Cash and Cash Equivalents

The District considers cash and cash equivalents to be cash on hand and demand deposits. In addition, because the Treasury Pool is sufficiently liquid to permit withdrawal of cash at any time without prior notice or penalty, equity in the pool is also deemed to be a cash equivalent.

##### 2. Inventories and Prepaid Items

Inventories are valued at cost using the first-in/first-out (FIFO) method. The costs of governmental fund-type inventories are recorded as expenditures when consumed rather than when purchased.

Certain payments to vendors reflect costs applicable to future accounting periods and are recorded as prepaid items.

##### 3. Capital Assets

Purchased or constructed capital assets are reported at cost or estimated historical cost. Donated capital assets, donated works of art and similar items, and capital assets received in a service concession arrangement are reported at acquisition value rather than fair value. The cost of normal maintenance and repairs that do not add to the value of the asset or materially extend assets' lives are not capitalized.

Capital assets are depreciated using the straight-line method over the following estimated useful lives:

Description	Estimated Lives
Buildings and Improvements	25-50 years
Furniture and Equipment	15-20 years
Vehicles	8 years

##### 4. Unearned Revenue

Unearned revenue arises when potential revenue does not meet both the "measurable" and "available" criteria for recognition in the current period or when resources are received by the District prior to the incurrence of qualifying expenditures. In subsequent periods, when both revenue recognition criteria are met, or when the District has a legal claim to the resources, the liability for unearned revenue is removed from the combined balance sheet and revenue is recognized.

Certain grants received that have not met eligibility requirements are recorded as unearned revenue. On the governmental fund financial statements, receivables that will not be collected within the available period are also recorded as unearned revenue.

##### 5. Deferred Outflows/Inflows of Resources

In addition to assets, the Statement of Net Position will sometimes report a separate section for deferred outflows of resources. This separate financial statement element, *deferred outflows of resources*, represents a consumption of net position that applies to a future period and so will not be recognized as an outflow of resources (expense/expenditure) until then.

In addition to liabilities, the Statement of Net Position will sometimes report a separate section for deferred inflows of resources. This separate financial statement element, *deferred inflows of resources*, represents an acquisition of net position that applies to a future period and will not be recognized as an inflow of resources (revenue) until that time.

# FULLERTON SCHOOL DISTRICT

## Notes to Financial Statements

June 30, 2021

---

### NOTE 1 – SUMMARY OF SIGNIFICANT ACCOUNTING POLICIES (continued)

#### E. Assets, Deferred Outflows of Resources, Liabilities, Deferred Inflows of Resources, and Net Position (continued)

##### 6. Compensated Absences

The liability for compensated absences reported in the District-wide statements consists of unpaid, accumulated annual vacation leave balances. The liability has been calculated using the vesting method, in which leave amounts for both employees who currently are eligible to receive termination payments and other employees who are expected to become eligible in the future to receive such payments upon termination are included.

##### 7. Postemployment Benefits Other Than Pensions (OPEB)

For purposes of measuring the net OPEB liability, deferred outflows of resources and deferred inflows of resources related to OPEB, and OPEB expense, information about the fiduciary net position of the District Plan and CalSTRS Medicare Premium Payment (MPP) Program and additions to/deductions from the Plans' fiduciary net position have been determined on the same basis as they are reported by the Plans. For this purpose, the Plans recognize benefit payments when due and payable in accordance with the benefit terms. Investments are reported at fair value, except for money market investments and participating interest-earning investment contracts that have a maturity at the time of purchase of one year or less, which are reported at cost.

##### 8. Pensions

For purposes of measuring the net pension liability and deferred outflows/inflows of resources related to pensions, and pension expense, information about the fiduciary net position of the District's California State Teachers Retirement System (CalSTRS) and California Public Employees' Retirement System (CalPERS) plans and addition to/deductions from the Plans' fiduciary net position have been determined on the same basis as they are reported by CalSTRS and CalPERS. For this purpose, benefit payments (including refunds of employee contributions) are recognized when due and payable in accordance with the benefit terms. Investments are reported at fair value.

##### 9. Fund Balances

The fund balance for Governmental Funds is reported in classifications based on the extent to which the government is bound to honor constraints on the specific purposes for which amounts in those funds can be spent.

**Nonspendable:** Fund balance is reported as nonspendable when the resources cannot be spent because they are either in a nonspendable form or legally or contractually required to be maintained intact. Resources in nonspendable form include inventories and prepaid assets.

**Restricted:** Fund balance is reported as restricted when the constraints placed on the use of resources are either externally imposed by creditors, grantors, contributors, or laws or regulations of other governments; or imposed by law through constitutional provision or by enabling legislation.

**Committed:** The District's highest decision-making level of authority rests with the District's Board. Fund balance is reported as committed when the Board passes a resolution that places specified constraints on how resources may be used. The Board can modify or rescind a commitment of resources through passage of a new resolution.

# FULLERTON SCHOOL DISTRICT

## Notes to Financial Statements

June 30, 2021

---

### NOTE 1 – SUMMARY OF SIGNIFICANT ACCOUNTING POLICIES (continued)

#### E. Assets, Deferred Outflows of Resources, Liabilities, Deferred Inflows of Resources, and Net Position (continued)

##### 9. Fund Balances (continued)

**Assigned:** Resources that are constrained by the District's intent to use them for a specific purpose, but are neither restricted nor committed, are reported as assigned fund balance. Intent may be expressed by either the Board, committees (such as budget or finance), or officials to which the Board has delegated authority.

**Unassigned:** Unassigned fund balance represents fund balance that has not been restricted, committed, or assigned and may be utilized by the District for any purpose. When expenditures are incurred, and both restricted and unrestricted resources are available, it is the District's policy to use restricted resources first, then unrestricted resources in the order of committed, assigned, and then unassigned, as they are needed.

##### 10. Net Position

Net position is classified into three components: net investment in capital assets; restricted; and unrestricted. These classifications are defined as follows:

- **Net investment in capital assets** - This component of net position consists of capital assets, including restricted capital assets, net of accumulated depreciation and reduced by the outstanding balances of any bonds, mortgages, notes, or other borrowings that are attributable to the acquisition, construction, or improvement of those assets. If there are significant unspent related debt proceeds at year-end, the portion of the debt attributable to the unspent proceeds are not included in the calculation of net investment in capital assets. Rather, that portion of the debt is included in the same net position component as the unspent proceeds.
- **Restricted** - This component of net position consists of constraints placed on net position use through external constraints imposed by creditors (such as through debt covenants), grantors, contributors, or laws or regulations of other governments or constraints imposed by law through constitutional provisions or enabling legislation.
- **Unrestricted net position** - This component of net position consists of net position that does not meet the definition of "net investment in capital assets" or "restricted".

When both restricted and unrestricted resources are available for use, it is the District's policy to use restricted resources first, then unrestricted resources as they are needed.

#### F. Minimum Fund Balance Policy

During the 2010-11 fiscal year, pursuant to GASB Statement No. 54, the District adopted a minimum fund balance policy for the General Fund in order to protect the District against revenue shortfalls or unpredicted expenditures. The policy requires a Reserve for Economic Uncertainties consisting of unassigned amounts equal to no less than three percent of total General Fund expenditures and other financing uses.

When an expenditure is incurred for purposes for which both restricted and unrestricted fund balance is available, the District considers restricted funds to have been spent first. When an expenditure is incurred for which committed, assigned, or unassigned fund balances are available, the District considers amounts to have been spent first out of committed funds, then assigned funds, and finally unassigned funds, as needed unless the governing board has provided otherwise in its commitment or assignment actions.



# FULLERTON SCHOOL DISTRICT

## Notes to Financial Statements

June 30, 2021

---

### NOTE 1 – SUMMARY OF SIGNIFICANT ACCOUNTING POLICIES (continued)

#### G. Property Tax Calendar

The County is responsible for the assessment, collection, and apportionment of property taxes for all jurisdictions including the schools and special districts within the County. The Board of Supervisors levies property taxes as of September 1 on property values assessed on July 1. Secured property tax payments are due in two equal installments. The first is generally due November 1 and is delinquent with penalties on December 10, and the second is generally due on February 1 and is delinquent with penalties on April 10. Secured property taxes become a lien on the property on January 1.

#### H. Use of Estimates

The preparation of financial statements in conformity with generally accepted accounting principles requires management to make estimates and assumptions that affect the reported amounts of assets and liabilities and disclosure of contingent assets and liabilities at the date of the financial statements and the reported amounts of revenues and expenditures during the reported period. Actual results could differ from those estimates.

#### I. New GASB Pronouncements

The following Statements have been implemented as of June 30, 2021:

1. In January 2017, the GASB issued Statement No. 84, *Fiduciary Activities*. The objective of this Statement is to improve guidance regarding the identification of fiduciary activities for accounting and financial reporting purposes and how those activities should be reported.

This Statement establishes criteria for identifying fiduciary activities of all state and local governments. The focus of the criteria generally is on (1) whether a government is controlling the assets of the fiduciary activity, and (2) the beneficiaries with whom a fiduciary relationship exists. Separate criteria are included to identify fiduciary component units and postemployment benefit arrangements that are fiduciary activities.

2. In August 2018, the GASB issued Statement No. 90, *Majority Equity Interests-An Amendment of GASB Statements No. 14 and No. 61*. The primary objectives of this Statement are to improve the consistency and comparability of reporting a government's majority equity interest in a legally separate organization and to improve the relevance of financial statement information for certain component units. It defines a majority equity interest and specifies that a majority equity interest in a legally separate organization should be reported as an investment if a government's holding of the equity interest meets the definition of an investment. A majority equity interest that meets the definition of an investment should be measured using the equity method, unless it is held by a special-purpose government engaged only in fiduciary activities, a fiduciary fund, or an endowment (including permanent and term endowments) or permanent fund. Those governments and funds should measure the majority equity interest at fair value.

For all other holdings of a majority equity interest in a legally separate organization, a government should report the legally separate organization as a component unit, and the government or fund that holds the equity interest should report an asset related to the majority equity interest using the equity method. This Statement establishes that ownership of a majority equity interest in a legally separate organization results in the government being financially accountable for the legally separate organization and, therefore, the government should report that organization as a component unit.

This Statement also requires that a component unit in which a government has a 100 percent equity interest account for its assets, deferred outflows of resources, liabilities, and deferred inflows of resources at acquisition value at the date the government acquired a 100 percent equity interest in the component unit.

## FULLERTON SCHOOL DISTRICT

### *Notes to Financial Statements*

*June 30, 2021*

---

#### NOTE 1 – SUMMARY OF SIGNIFICANT ACCOUNTING POLICIES (continued)

##### I. New GASB Pronouncements

2. (continued)

The requirements of this Statement are effective for reporting periods beginning after December 15, 2019. Earlier application is encouraged. The requirements should be applied retroactively, except for the provisions related to (1) reporting a majority equity interest in a component unit and (2) reporting a component unit if the government acquires a 100 percent equity interest. Those provisions should be applied on a prospective basis.

##### J. Future Accounting Pronouncements

GASB pronouncements which will be effective in future periods, are as follows:

1. In June 2017, the GASB issued Statement No. 87, *Leases*. The objective of this Statement is to better meet the information needs of financial statement users by improving accounting and financial reporting for leases by governments. This Statement increases the usefulness of governments' financial statements by requiring recognition of certain lease assets and liabilities for leases that previously were classified as operating leases and recognized as inflows of resources or outflows of resources based on the payment provisions of the contract. It establishes a single model for lease accounting based on the foundational principle that leases are financings of the right to use an underlying asset. Under this Statement, a lessee is required to recognize a lease liability and an intangible right-to-use lease asset, and a lessor is required to recognize a lease receivable and a deferred inflow of resources, thereby enhancing the relevance and consistency of information about governments' leasing activities.

The requirements of this Statement are effective for reporting periods beginning after June 15, 2021.

2. In June 2018, the GASB issued Statement No. 89, *Accounting for Interest Cost Incurred Before the End of a Construction Period*. The objectives of this Statement are (1) to enhance the relevance and comparability of information about capital assets and the cost of borrowing for a reporting period, and (2) to simplify accounting for interest cost incurred before the end of a construction period.

This Statement establishes accounting requirements for interest cost incurred before the end of a construction period. Such interest cost includes all interest that previously was accounted for in accordance with the requirements of paragraphs 5-22 of Statement No. 62, *Codification of Accounting and Financial Reporting Guidance Contained in Pre-November 30, 1989 FASB and AICPA Pronouncements*, which are superseded by this Statement. This Statement requires that interest cost incurred before the end of a construction period be recognized as an expense in the period in which the cost is incurred for financial statements prepared using the economic resources measurement focus.

As a result, interest cost incurred before the end of a construction period will not be included in the historical cost of a capital asset reported in a business-type activity or enterprise fund.

This Statement also reiterates that in financial statements prepared using the current financial resources measurement focus, interest cost incurred before the end of a construction period should be recognized as an expenditure on a basis consistent with governmental fund accounting principles.

The requirements of this Statement are effective for reporting periods beginning after December 15, 2020. Earlier application is encouraged. The requirements of this Statement should be applied prospectively.

# FULLERTON SCHOOL DISTRICT

## Notes to Financial Statements

June 30, 2021

---

### NOTE 1 – SUMMARY OF SIGNIFICANT ACCOUNTING POLICIES (continued)

#### J. Future Accounting Pronouncements (continued)

3. In May 2019, the GASB issued Statement No. 91, *Conduit Debt Obligations*. The primary objectives of this Statement are to provide a single method of reporting conduit debt obligations by issuers and eliminate diversity in practice associated with (1) commitments extended by issuers, (2) arrangements associated with conduit debt obligations, and (3) related note disclosures. This Statement achieves those objectives by clarifying the existing definition of a conduit debt obligation; establishing that a conduit debt obligation is not a liability of the issuer; establishing standards for accounting and financial reporting of additional commitments and voluntary commitments extended by issuers and arrangements associated with conduit debt obligations; and improving required note disclosures.

The requirements of this Statement are effective for reporting periods beginning after December 15, 2021. Earlier application is encouraged.

4. In January 2020, the GASB issued Statement No. 92, *Omnibus 2020*. The objectives of this Statement are to enhance comparability in accounting and financial reporting and to improve the consistency of authoritative literature by addressing practice issues that have been identified during implementation and application of certain GASB Statements. This Statement addresses a variety of topics and includes specific provisions about the following:
  - The effective date of Statement No. 87, *Leases*, and Implementation Guide No. 2019-3, *Leases*, for interim financial reports
  - Reporting of intra-entity transfers of assets between a primary government employer and a component unit defined benefit pension plan or defined benefit other postemployment benefit (OPEB) plan
  - The applicability of Statements No. 73, *Accounting and Financial Reporting for Pensions and Related Assets That are Not within the Scope of GASB Statement 68, and Amendments to Certain Provisions of GASB Statements 67 and 68*, as amended, and No. 74, *Financial Reporting for Postemployment Benefit Plans Other Than Pensions Plans*, as amended, to reporting assets accumulated for postemployment benefits
  - The applicability of certain requirements of Statement No. 84, *Fiduciary Activities*, to postemployment benefit arrangements
  - Measurement of liabilities (and assets, if any) related to asset retirement obligations (AROs) in a government acquisition
  - Reporting by public entity risk pools for amounts that are recoverable from reinsurers or excess insurers
  - Reference to nonrecurring fair value measurements of assets or liabilities in authoritative literature
  - Terminology used to refer to derivative instruments

# FULLERTON SCHOOL DISTRICT

## Notes to Financial Statements

June 30, 2021

---

### NOTE 1 – SUMMARY OF SIGNIFICANT ACCOUNTING POLICIES (continued)

#### J. Future Accounting Pronouncements (continued)

4. (continued)

The requirements of this Statement are effective as follows:

- The requirements related to the effective date of Statement 87 and Implementation Guide 2019-3, reinsurance recoveries, and terminology used to refer to derivative instruments are effective upon issuance.
- The requirements related to intra-entity transfers of assets and those related to the applicability of Statements 73 and 74 are effective for fiscal years beginning after June 15, 2021.
- The requirements related to application of Statement 84 to postemployment benefit arrangements and those related to nonrecurring fair value measurements of assets or liabilities are effective for reporting periods beginning after June 15, 2021.
- The requirements related to the measurement of liabilities (and assets, if any) associated with AROs in a government acquisition are effective for government acquisitions occurring in reporting periods beginning after June 15, 2021.

Earlier application is encouraged and is permitted by topic.

5. In March 2020, the GASB issued Statement No. 93, *Replacement of Interbank Offered Rates*. Some governments have entered into agreements in which variable payments made or received depending on an interbank offered rate (IBOR) – most notably, the London Interbank Offered Rate (LIBOR). As a result of global reference rate reform, LIBOR is expected to cease to exist in its current form at the end of 2021, prompting governments to amend or replace financial instruments for the purpose of replacing LIBOR with other reference rates, by either changing the reference rate or adding or changing fallback provisions related to the reference rate.

The removal of LIBOR as an appropriate benchmark interest rate is effective for reporting periods ending after December 31, 2021. All other requirements of this Statement are effective for reporting periods beginning after June 15, 2021.

6. In March 2020, the GASB issued Statement No. 94, *Public-Private and Public-Public Partnerships and Availability Payment Arrangements*. The primary objective of this Statement is to improve financial reporting by addressing issues related to public-private and public-public partnership arrangements (PPPs). As used in this Statement, a PPP is an arrangement in which a government (the transferor) contracts with an operator (a governmental or nongovernmental entity) to provide public services by conveying control of the right to operate or use a nonfinancial asset, such as infrastructure or other capital asset (the underlying PPP asset), for a period of time in an exchange or exchange-like transaction.

The requirements of this Statement are effective for fiscal years beginning after June 15, 2022, and all reporting periods thereafter.

# FULLERTON SCHOOL DISTRICT

## Notes to Financial Statements

June 30, 2021

---

### NOTE 2 – DEPOSITS AND INVESTMENTS

Deposits and investments as of June 30, 2021 are classified in the accompanying financial statements as follows:

Governmental funds	\$ 25,180,202
Proprietary funds	797,298
Governmental Activities	<u>25,977,500</u>
Fiduciary funds	1,620,374
Total deposits and investments	<u><u>\$ 27,597,874</u></u>

Deposits and investments as of June 30, 2021 consist of the following:

Cash on hand and in banks	\$ 744,878
Cash in revolving fund	100,229
Cash with fiscal agent	268,600
Investments	<u>26,484,167</u>
Total deposits and investments	<u><u>\$ 27,597,874</u></u>

#### Pooled Funds

In accordance with Education Code Section 41001, the District maintains substantially all of its cash in the County Treasury. The County pools and invests the cash. These pooled funds are carried at cost which approximates fair value. Interest earned is deposited annually to participating funds. Any investment losses are proportionately shared by all funds in the pool.

Because the District's deposits are maintained in a recognized pooled investment fund under the care of a third party and the District's share of the pool does not consist of specific, identifiable investment securities owned by the District, no disclosure of the individual deposits and investments or related custodial credit risk classifications is required.

In accordance with applicable state laws, the County Treasurer may invest in derivative securities with the State of California. However, at June 30, 2021, the County Treasurer has represented that the Pooled Investment Fund contained no derivatives or other investments with similar risk profiles.

#### Custodial Credit Risk – Deposits

Custodial credit risk is the risk that in the event of a bank failure, the District's deposits may not be returned to it. The District does not have a policy for custodial credit risk for deposits. Cash balances held in banks are insured up to \$250,000 by the Federal Depository Insurance Corporation (FDIC) and are collateralized by the respective financial institutions. In addition, the California Government Code requires that a financial institution secure deposits made by State or local governmental units by pledging securities in an undivided collateral pool held by a depository regulated under State law (unless so waived by the governmental unit).

The market value of the pledged securities in the collateral pool must equal at least 110 percent of the total amount deposited by the public agencies. California law also allows financial institutions to secure public deposits by pledging first trust deed mortgage notes having a value of 150 percent of the secured public deposits and letters of credit issued by the Federal Home Loan Bank of San Francisco having a value of 105 percent of the secured deposits.

As of June 30, 2021, \$754,452 of the District's bank balance was exposed to custodial credit risk because it was uninsured and collateralized with securities held by the pledging financial institution's trust department or agency, but not in the name of the District.

# FULLERTON SCHOOL DISTRICT

## Notes to Financial Statements

June 30, 2021

---

### NOTE 2 – DEPOSITS AND INVESTMENTS (continued)

#### Investments – Interest Rate Risk

The District's investment policy limits investment maturities as a means of managing its exposure to fair value losses arising from increasing interest rates. The District's investment policy limits investment purchases to investments with a term not to exceed three years. Investments purchased with maturity terms greater than three years require approval by the Board of Education. Investments purchased with maturities greater than one year require written approval by the Superintendent prior to commitment.

Maturities of investments held at June 30, 2021, consist of the following:

	Reported Amount	Maturity		Fair Value Measurement	Rating
		Less Than One Year	One Year Through Five Years		
Investments:					
US Bank - Money Market	\$ 1,600,767	\$ 1,600,767	\$ -	Level 2	N/A
County Pool	24,883,400	24,883,400	-	uncategorized	N/A
Total Investments	<u>\$ 26,484,167</u>	<u>\$ 26,484,167</u>	<u>\$ -</u>		

#### Investments – Credit Risk

The District's investment policy limits investment choices to obligations of local, state and federal agencies, commercial paper, certificates of deposit, repurchase agreements, corporate notes, banker acceptances, and other securities allowed by State Government Code Section 53600. At June 30, 2021, all investments represented governmental securities which were issued, registered and held by the District's agent in the District's name.

The District does not place limits on the amount it may invest in any one issuer. At June 30, 2021, the District had the following investment that represents more than five percent of the District's net investments, outside the County pool.

US Bank - Money Market	100%
------------------------	------

#### Fair Value Measurements

The District categorizes the fair value measurements of its investments based on the hierarchy established by generally accepted accounting principles. The fair value hierarchy, which has three levels, is based on the valuation inputs used to measure an asset's fair value. The following provides a summary of the hierarchy used to measure fair value:

Level 1 – Quoted prices in active markets for identical assets that the District has the ability to access at the measurement date. Level 1 assets may include debt and equity securities that are traded in an active exchange market and that are highly liquid and are actively traded in over-the-counter markets.

Level 2 – Observable inputs other than Level 1 prices such as quoted prices for similar assets in active markets, quoted prices for identical or similar assets in markets that are not active, or other inputs that are observable, such as interest rates and curves observable at commonly quoted intervals, implied volatilities, and credit spreads. For financial reporting purposes, if an asset has a specified term, a Level 2 input is required to be observable for substantially the full term of the asset.

## FULLERTON SCHOOL DISTRICT

### Notes to Financial Statements

June 30, 2021

---

#### NOTE 2 – DEPOSITS AND INVESTMENTS (continued)

##### Fair Value Measurements (continued)

Level 3 – Unobservable inputs should be developed using the best information available under the circumstances, which might include the District’s own data. The District should adjust that date if reasonably available information indicates that other market participants would use different data or certain circumstances specific to the District are not available to other market participants.

Uncategorized – Investments in the Orange County Treasury Investment Pool are not measured using the input levels above because the District’s transactions are based on a stable net asset value per share. All contributions and redemptions are transacted at \$1.00 net asset value per share.

All assets have been valued using a market approach, with quoted market prices.

#### NOTE 3 – ACCOUNTS RECEIVABLE

Accounts receivable as of June 30, 2021, consisted of the following:

	General Fund	Non-Major Governmental Funds	Total Governmental Funds	Proprietary Fund
Federal Government:				
Categorical aid programs	\$ 15,892,909	\$ 1,410,404	\$ 17,303,313	\$ -
State Government:				
LCFF sources	16,818,194	-	16,818,194	-
Lottery	858,837	-	858,837	-
Child nutrition	-	68,953	68,953	-
Categorical aid programs	705,584	66,007	771,591	-
Local:				
Interest	58,418	4,034	62,452	440
Other local	1,715,644	53,752	1,769,396	16,202
Total	<u>\$ 36,049,586</u>	<u>\$ 1,603,150</u>	<u>\$ 37,652,736</u>	<u>\$ 16,642</u>

# FULLERTON SCHOOL DISTRICT

## Notes to Financial Statements

June 30, 2021

### NOTE 4 – INTERFUND TRANSACTIONS

#### Balances Due To/From Other Funds

Balances due to/from other funds at June 30, 2021, consisted of the following:

	Due from Other Funds			Total
	General Fund	Non-Major Governmental Funds	Proprietary Fund	
General Fund	\$ -	\$ 5,806,652	\$ 4,091,752	\$ 9,898,404
Non-Major Funds	211,149	-	266,084	477,233
Proprietary Fund	9,028	-	-	9,028
<b>Total</b>	<b>\$ 220,177</b>	<b>\$ 5,806,652</b>	<b>\$ 4,357,836</b>	<b>\$ 10,384,665</b>

Child Development Fund due to General Fund for healthcare benefits	\$ 168,663
General Fund due to Child Development Fund for miscellaneous costs	245,116
General Fund due to Cafeteria Fund for a temporary loan	1,350,000
General Fund due to Capital Facilities Fund for a temporary loan	531,535
General Fund due to Special Reserve Fund for Capital Outlay for a temporary loan	3,680,001
General Fund due to Self Insurance Fund for workers' compensation, payroll benefits, and a temporary loan	4,091,752
Child Development Fund due to Self Insurance Fund for payroll benefits	259,007
Miscellaneous Due To/From	58,591
	<b>\$ 10,384,665</b>

### NOTE 5 – FUND BALANCES

At June 30, 2021, fund balances of the District's governmental funds were classified as follows:

	General Fund	Non-Major Governmental Funds	Total
<b>Nonspendable:</b>			
Revolving cash	\$ 100,000	\$ 229	\$ 100,229
Stores inventories	57,707	198,008	255,715
Prepaid expenditures	46,852	-	46,852
Total Nonspendable	204,559	198,237	402,796
<b>Restricted:</b>			
Categorical programs	5,241,125	-	5,241,125
Child nutrition program	-	2,321,936	2,321,936
Capital projects	-	4,174,882	4,174,882
Debt service	-	4,304,136	4,304,136
Student activity	-	136,921	136,921
Total Restricted	5,241,125	10,937,875	16,179,000
<b>Assigned:</b>			
LCFF supplemental	780,815	-	780,815
LCFF base	1,619,577	-	1,619,577
Educational services	305,747	-	305,747
Textbook adoptions	900,000	-	900,000
Deferred maintenance	600,041	-	600,041
Total Assigned	4,206,180	-	4,206,180
<b>Unassigned:</b>			
Reserve for economic uncertainties	5,283,124	-	5,283,124
Remaining unassigned balances	18,760,749	-	18,760,749
Total Unassigned	24,043,873	-	24,043,873
<b>Total</b>	<b>\$ 33,695,737</b>	<b>\$ 11,136,112</b>	<b>\$ 44,831,849</b>



**FULLERTON SCHOOL DISTRICT**  
*Notes to Financial Statements*  
*June 30, 2021*

**NOTE 6 – CAPITAL ASSETS AND DEPRECIATION**

Capital asset activity for the year ended June 30, 2021, was as follows:

	Balance, July 1, 2020	Additions	Retirements	Balance, June 30, 2021
Capital assets not being depreciated:				
Land	\$ 9,198,655	\$ -	\$ -	\$ 9,198,655
Construction in progress	420,873	1,455,878	420,873	1,455,878
Total capital assets not being depreciated	<u>9,619,528</u>	<u>1,455,878</u>	<u>420,873</u>	<u>10,654,533</u>
Capital assets being depreciated:				
Improvement of sites	26,068,276	715,763	-	26,784,039
Buildings and improvements	142,906,306	699,602	-	143,605,908
Machinery and equipment	15,128,869	327,822	46,500	15,410,191
Total capital assets being depreciated	<u>184,103,451</u>	<u>1,743,187</u>	<u>46,500</u>	<u>185,800,138</u>
Accumulated depreciation for:				
Improvement of sites	(18,338,558)	(381,833)	-	(18,720,391)
Buildings and improvements	(80,965,260)	(4,854,557)	-	(85,819,817)
Machinery and equipment	(12,594,019)	(1,251,324)	(46,500)	(13,798,843)
Total accumulated depreciation	<u>(111,897,837)</u>	<u>(6,487,714)</u>	<u>(46,500)</u>	<u>(118,339,051)</u>
Total capital assets being depreciated, net	<u>72,205,614</u>	<u>(4,744,527)</u>	<u>-</u>	<u>67,461,087</u>
Governmental activity capital assets, net	<u>\$ 81,825,142</u>	<u>\$ (3,288,649)</u>	<u>\$ 420,873</u>	<u>\$ 78,115,620</u>

**NOTE 7 – LONG-TERM DEBT OTHER THAN PENSIONS**

Changes in long-term debt for the year ended June 30, 2021, were as follows:

	Balance, July 1, 2020	Additions	Deductions	Balance, June 30, 2021	Amount Due Within One Year
General Obligation Bonds:					
Principal payments	\$ 20,795,458	\$ -	\$ 1,892,188	\$ 18,903,270	\$ 1,899,698
Accreted interest	7,354,661	584,660	1,942,812	5,996,509	2,105,302
Unamortized issuance premium	423,968	-	65,226	358,742	65,226
Total General Obligation Bonds	<u>28,574,087</u>	<u>584,660</u>	<u>3,900,226</u>	<u>25,258,521</u>	<u>4,070,226</u>
Certificates of Participation	4,065,000	-	395,000	3,670,000	405,000
Fullerton RDA Loan	157,301	-	31,460	125,841	31,461
Early Retirement Incentive	1,064,650	1,623,262	354,884	2,333,028	679,536
Capital Leases	589,605	1,615,405	578,604	1,626,406	561,432
Compensated Absences	2,199,209	206,528	-	2,405,737	-
Claims payable	2,846,097	62,145	-	2,908,242	-
Other Postemployment Benefits	43,957,696	5,335,049	5,812,462	43,480,283	-
Totals	<u>\$ 83,453,645</u>	<u>\$ 9,427,049</u>	<u>\$ 11,072,636</u>	<u>\$ 81,808,058</u>	<u>\$ 5,747,655</u>

Payments for general obligation bonds are made by the Bond Interest and Redemption Fund. Certificates of Participation payments are made by the General Fund. Capital leases payments are made by the General Fund. RDA loan payments are made from the Capital Facilities Fund. Accumulated vacation, early retirement incentive, pensions, and other postemployment benefits will be paid for by the fund for which the employee worked. Claims payments are made from the Self-Insurance Fund.

## FULLERTON SCHOOL DISTRICT

### *Notes to Financial Statements*

*June 30, 2021*

---

#### **NOTE 7 – LONG-TERM DEBT OTHER THAN PENSIONS (continued)**

##### **A. General Obligation Bonds**

On March 5, 2002, a special election was held at which more than 55 percent of the voters in the District approved Measure “CC”, which authorized the issuance and sale of \$49.7 million of general obligation bonds. The bonds are general obligations of the District, and the County is obligated to annually levy ad valorem taxes for the payment of the interest on, and the principal of the bonds. The bonds were issued to finance the construction of new facilities, such as multipurpose rooms, and renovation and improvement at existing schools and to fund a portion of the cost of construction of a new elementary school.

##### **2014 Refunding General Obligation Bonds**

On September 18, 2014, the District issued \$6,080,000 of General Obligation Refunding Bonds. The bonds bear fixed interest rates between 3.0% and 5.0% with annual maturities from August 1, 2015 through August 1, 2026. The net proceeds of \$6,685,239 (after premiums of \$782,710 and issuance costs of \$177,471) were used to prepay the District’s outstanding General Obligation Bonds. Amounts paid to the escrow agent in excess of the outstanding debt at the time of payment are recorded as deferred charges on refunding on the statement of net assets and are amortized to interest expense over the life of the liability. Deferred amounts on refunding of \$77,534 remain to be amortized. As of June 30, 2021, all principal balance on the defeased debt was paid.

##### **2018 General Obligation Refunding Bonds**

On February 14, 2018, the District issued \$12,365,000 of General Obligation Refunding Bonds. The bonds bear fixed interest rates ranging between 1.89% and 3.16% with annual maturities from August 1, 2018 through August 1, 2026. The net proceeds of \$12,134,613 (after issuance costs of \$230,387) were used to prepay a portion of the District’s outstanding General Obligation Refunding Bonds of 2010, in addition to paying the costs of issuance associated with the refunding bonds. Amounts paid to the refunded bond escrow agent in excess of the outstanding debt at the time of payment are recorded as deferred amounts on refunding on the statement of net assets and are amortized to interest expense over the life of the liability. Deferred amounts of refunding of \$297,220 remain to be amortized.

The net proceeds were used to purchase U.S. government securities. Those securities were deposited into an irrevocable trust with an escrow agent to provide for future debt service payments on the refunded bonds. As a result, the refunded bonds are considered to be defeased, and the related liability for the bonds has been removed from the District's liabilities. As of June 30, 2021, the principal balance outstanding on the defeased debt has been fully paid.

**FULLERTON SCHOOL DISTRICT**  
*Notes to Financial Statements*  
*June 30, 2021*

---

**NOTE 7 – LONG-TERM DEBT OTHER THAN PENSIONS (continued)**

**A. General Obligation Bonds (continued)**

A summary of outstanding general obligation bonds issued is presented below:

Series	Issue Date	Maturity Date	Interest Rate	Original Issue	Balance, July 1, 2020	Additions	Deductions	Balance June 30, 2021
2002 A	7/3/2002	8/1/2023	3.25%-5.375%	\$ 40,000,458	\$ 4,545,458	\$ -	\$ 1,182,188	\$ 3,363,270
2014 Ref.	9/18/2014	8/1/2026	3.0%-5.0%	6,080,000	4,190,000	-	510,000	3,680,000
2018 Ref	2/14/2018	8/1/2026	1.89%-3.16%	12,365,000	12,060,000	-	200,000	11,860,000
				<u>\$ 58,445,458</u>	<u>\$ 20,795,458</u>	<u>\$ -</u>	<u>\$ 1,892,188</u>	<u>\$ 18,903,270</u>

The annual requirements to amortize all general obligation bonds payable outstanding as of June 30, 2021, were as follows:

Fiscal Year	Principal	Interest	Total
2021-22	\$ 1,899,698	\$ 2,667,557	\$ 4,567,255
2022-23	1,907,802	2,804,113	4,711,915
2023-24	1,905,770	1,641,285	3,547,055
2024-25	4,120,000	343,340	4,463,340
2025-26	4,400,000	213,240	4,613,240
2026-27	4,670,000	73,246	4,743,246
Total	<u>\$ 18,903,270</u>	<u>\$ 7,742,781</u>	<u>\$ 26,646,051</u>

**B. Certificates of Participation**

**2011 Refunding Certificates of Participation**

On November 10, 2011, the District issued \$6,935,000 of Refunding Certificates of Participation. The Certificates bear fixed interest rates averaging 3.4% with annual maturities from June 1, 2012 through June 1, 2029. The net proceeds of \$6,832,899 (after issuance costs of \$102,101) were used to prepay the District's outstanding Certificates of Participation.

The net proceeds were used to purchase U.S. government securities. Those securities were deposited into an irrevocable trust with an escrow agent to provide for future debt service payments on the refunded certificates. As a result, the refunded certificates are considered to be defeased, and the related liability for the certificates has been removed from the District's liabilities. Amounts paid to the escrow agent in excess of the outstanding debt at the time of payment are recorded as deferred amounts on refunding on the Statement of Net Position and are amortized to interest expense over the life of the liability. Deferred amounts on refunding of \$72,399 remain to be amortized.

# FULLERTON SCHOOL DISTRICT

## Notes to Financial Statements

June 30, 2021

---

### NOTE 7 – LONG-TERM DEBT OTHER THAN PENSIONS (continued)

#### B. Certificates of Participation (continued)

As of June 30, 2021, the annual requirements to amortize all certificates were as follows:

Fiscal Year	Principal	Interest	Total
2021-22	\$ 405,000	\$ 107,100	\$ 512,100
2022-23	420,000	94,800	514,800
2023-24	435,000	82,125	517,125
2024-25	450,000	68,925	518,925
2025-26	465,000	55,350	520,350
2026-29	1,495,000	79,500	1,574,500
Total	<u>\$ 3,670,000</u>	<u>\$ 487,800</u>	<u>\$ 4,157,800</u>

#### C. Fullerton Redevelopment Agency Loan

An agreement was entered into May 16, 2000 for the Fullerton Redevelopment Agency to loan \$1,320,000 to the District for the expansion of Maple Elementary School. The District received the proceeds from the loan July, 2000. The loan does not accrue interest. Payments are due each July beginning in 2001 for 25 years.

The payment amount is based on the outstanding loan balance at each June 30. Repayment requirements on the June 30, 2021 balance are as follows:

Fiscal Year	Principal
2021-22	\$ 31,461
2022-23	31,460
2023-24	31,460
2024-25	31,460
Total	<u>\$ 125,841</u>

#### D. Capital Leases

The District leases equipment valued at \$2.5 million, including \$1.6 million in lease agreements entered into during fiscal year 2020-21, under agreements that provide for title to pass upon expiration of the lease period. Future minimum lease payments are as follows:

Year	Principal	Interest
2021-22	\$ 561,432	\$ 18,157
2022-23	559,274	11,498
2023-24	371,866	5,006
2024-25	133,834	1,325
Total	<u>\$ 1,626,406</u>	<u>\$ 35,986</u>

The District will receive no sublease rental revenues nor pay any contingent rentals for the equipment.

**FULLERTON SCHOOL DISTRICT**

*Notes to Financial Statements*

*June 30, 2021*

---

**NOTE 7 – LONG-TERM DEBT OTHER THAN PENSIONS (continued)**

**E. Early Retirement**

The District has established a supplemental early retirement incentive program (SERP) whereby certain qualified employees may retire and receive a portion of their salary paid out as an annuity. The total future payments owing at June 30, 2021, for these obligations are shown below:

Fiscal Year	Payment
2021-22	\$ 679,536
2022-23	679,536
2023-24	324,652
2024-25	324,652
2025-26	324,652
	\$ 2,333,028

**F. Non-Obligatory Debt**

Non-obligatory debt relates to debt issuances by the Community Facility Districts, as authorized by the Mello-Roos Community Facilities Act of 1982 as amended, and the Marks-Roos Local Bond Pooling Act of 1985, and are payable from special taxes levied on property within the Community Facilities Districts according to a methodology approved by the voters within the District. Neither the faith and credit nor taxing power of the District is pledged to the payment of the bonds. Reserves have been established from the bond proceeds to meet delinquencies should they occur. If delinquencies occur beyond the amounts held in those reserves, the District has no duty to pay the delinquency out of any available funds of the District. The District acts solely as an agent for those paying taxes levied and the bondholders, and may initiate foreclosure proceedings.

On August 8, 2013, the Fullerton School District Financing Authority issued \$16,475,000 in special tax revenue refunding bonds. The bonds were issued to refund two outstanding bonds previously issued by the Community Facilities Districts formed by Fullerton School District. The bonds carry stated interest rates ranging between 2.00% - 5.25% and fully mature in September 2031. Special assessment debt of \$11,420,000 as of June 30, 2021, does not represent debt of the District and, as such, does not appear in the financial statements.

**G. Other Postemployment Benefits (OPEB) Liability**

For the fiscal year ended June 30, 2021, the District reported net OPEB liability, deferred outflows of resources, deferred inflows of resources, and OPEB expense for the following plans:

Pension Plan	Net OPEB Liability	Deferred Outflows of Resources	Deferred Inflows of Resources	OPEB Expense
District Plan	\$ 42,711,880	\$ 5,901,671	\$ 5,317,226	\$ 5,287,124
MPP Program	768,403	-	-	92,585
Total	\$ 43,480,283	\$ 5,901,671	\$ 5,317,226	\$ 5,379,709

## FULLERTON SCHOOL DISTRICT

*Notes to Financial Statements*

*June 30, 2021*

---

### NOTE 7 – LONG-TERM DEBT OTHER THAN PENSIONS (continued)

#### G. Other Postemployment Benefits (OPEB) Liability (continued)

The details of each plan are as follows:

##### **District Plan**

###### ***Plan Description***

Fullerton School District has a single-employer plan that provides post-employment benefits other than pensions (OPEB) to employees who meet certain criteria. The District provides post-employment healthcare benefits to eligible retirees and their covered spouse or domestic partner and pays a portion of the cost. All active employees who retire directly from the District and meet the eligibility criteria may participate. The District has no assets accumulated in a trust that meets the criteria in paragraph 4 of GASB Statement No. 75.

###### ***Benefits Provided***

The postretirement health plans and the District's obligation vary by employee group as described below.

Certificated, Classified and Management employees may retire with District-paid health benefits after completing at least 10 years of District service and attainment of age 55. Certificated employees must have 10 years of full-time service with the District to be eligible. Classified employees may become eligible based on part-time service, with their District contributions pro-rated for full-time equivalency less than 100%. Management employees may have up to five years of management work in another district credited towards the 10-year requirement. The postretirement health plans and the District's obligation vary by employee group as described below.

###### **Certificated Employees**

Certificated retirees receive a District contribution equal to the single-party medical premium and dental PPO premium. Spouses may be covered at the retiree's expense; however, if the retiree elects one of the other options available, the District will contribute towards spousal coverage in an amount equal to the excess of the PPO premium over the single premium for the selected plan.

###### **Classified Employees**

Classified retirees receive a District contribution equal to the single-party medical and dental PPO premiums and the two-party vision premium. Spouses may be covered, and the District will contribute up to the pro rata share of the cost, based on the relationship of hours worked to full-time employment, for the median value of the lowest two-party HMO plan and the highest two-party HMO plan.

###### **Management Employees**

Management retirees receive a District contribution equal to the single-party medical, dental and vision premiums. Spouses may be covered, and the District will contribute an amount on behalf of the spouse equal to the excess of the highest two-party HMO premium over the single premium for the coverage selected.

The District's contribution ends at age 65 in all cases, except that one retired Superintendent is receiving lifetime supplemental coverage for self and spouse. Retired Superintendents and Assistant Superintendents have slightly different provisions that apply but in all cases except those mentioned above, benefits end at age 65. Management retirees are eligible to continue dental and vision coverage at full cost to retiree once they reach age 65.

**FULLERTON SCHOOL DISTRICT**  
*Notes to Financial Statements*  
*June 30, 2021*

---

**NOTE 7 – LONG-TERM DEBT OTHER THAN PENSIONS (continued)**

**G. Other Postemployment Benefits (OPEB) Liability (continued)**

**District Plan (continued)**

***Employees Covered by Benefit Terms***

At June 30, 2021, the following employees were covered by the benefit terms:

Inactive employees or beneficiaries currently receiving benefit payments	96
Active employees	1,080
Total	<u>1,176</u>

***Total OPEB Liability***

The District's total OPEB liability of \$42,711,880 was measured as of June 30, 2021 and was determined by an actuarial valuation as of June 30, 2021.

***Actuarial Assumptions and Other Inputs***

The total OPEB liability in the June 30, 2021 actuarial valuation was determined using the following actuarial assumptions and other inputs, applied to all periods included in the measurement, unless otherwise specified:

Valuation Date	June 30, 2021
Inflation	2.63 percent
Salary increases	2.75 percent
Healthcare cost trend rates	4.00 percent
Retirees' share of benefit-related costs	Retirees who continue with the District medical plan are offered a subsidy equal to the District cap.

***Discount Rate***

The discount rate of 2.16% is based on the Bond Buyer 20 Bond Index.

***Mortality Rates***

Pre-retirement mortality rates were based on the RP-2014 Employee Mortality Table for Males or Females, as appropriate, without projection. Post-retirement mortality rates were based on the RP-2014 Health Annuitant Mortality Table for Males or Females, as appropriate, without projection.

**FULLERTON SCHOOL DISTRICT***Notes to Financial Statements**June 30, 2021***NOTE 7 – LONG-TERM DEBT OTHER THAN PENSIONS (continued)****G. Other Postemployment Benefits (OPEB) Liability (continued)****District Plan (continued)****Changes in the Total OPEB Liability**

	<b>Total OPEB Liability</b>
<b>Balance at July 1, 2020</b>	<u>\$ 43,281,878</u>
<b>Changes for the year:</b>	
Service cost	4,262,202
Interest	980,262
Differences between expected and actual experience	(2,252,599)
Changes of assumptions	(1,848,645)
Benefit payments	<u>(1,711,218)</u>
Net changes	<u>(569,998)</u>
<b>Balance at June 30, 2021</b>	<u><u>\$ 42,711,880</u></u>

***Sensitivity of the Total OPEB Liability to Changes in the Discount Rate***

The following presents the total OPEB liability of the District, as well as what the District's total OPEB liability would be if it were calculated using a discount rate that is one percentage-point lower or one percentage-point higher than the current discount rate:

<u>Discount Rate</u>	<u>OPEB Liability</u>
1% decrease	\$ 45,705,544
Current discount rate	\$ 42,711,880
1% increase	\$ 39,828,866

***Sensitivity of the Total OPEB Liability to Changes in the Healthcare Cost Trend Rates***

The following presents the total OPEB liability of the District, as well as what the District's total OPEB liability would be if it were calculated using healthcare cost trend rates that are one percentage-point lower or one percentage-point higher than the current healthcare cost trend rates:

<u>Healthcare Cost Trend Rate</u>	<u>OPEB Liability</u>
1% decrease	\$ 37,697,075
Current trend rate	\$ 42,711,880
1% increase	\$ 48,645,065



**FULLERTON SCHOOL DISTRICT**

*Notes to Financial Statements*

*June 30, 2021*

---

**NOTE 7 – LONG-TERM DEBT OTHER THAN PENSIONS (continued)**

**G. Other Postemployment Benefits (OPEB) Liability (continued)**

**District Plan (continued)**

***OPEB Expense and Deferred Outflows of Resources and Deferred Inflows of Resources Related to OPEB***

For the year ended June 30, 2021, the District recognized OPEB expense of \$5,287,124. In addition, at June 30, 2021, the District reported deferred outflows of resources and deferred inflows of resources related to OPEB from the following sources:

	Deferred Outflows of Resources	Deferred Inflows of Resources
Differences between expected and actual experience	\$ -	\$ 3,204,839
Changes of assumptions	5,901,671	2,112,387
Total	<u>\$ 5,901,671</u>	<u>\$ 5,317,226</u>

The deferred outflows and inflows of resources related to changes of assumptions and differences between expected and actual experience in the measurement of the total OPEB liability will be amortized over the Expected Average Remaining Service Life (EARSL) of all members that are provided benefits (active, inactive, and retirees) as of the beginning of the measurement period. The EARSL for the current measurement period is 14.5 years for the 2020-21 measurement period, 13.8 years for the 2019-20 and 2018-19 measurement periods and 8.3 years for the 2017-18 measurement period.

Amounts reported as deferred outflows and deferred inflows of resources will be recognized in OPEB expense as follows:

Year Ended June 30:	Deferred Outflows of Resources	Deferred Inflows of Resources
2022	\$ 520,252	\$ 475,592
2023	520,252	475,592
2024	520,252	475,592
2025	520,252	475,592
2026	520,252	411,902
Thereafter	3,300,411	3,002,956
	<u>\$ 5,901,671</u>	<u>\$ 5,317,226</u>

**Medicare Premium Payment (MPP) Program**

***Plan Description***

The MPP Program is a cost-sharing multiple-employer other postemployment benefit (OPEB) plan established pursuant to Chapter 1032, Statutes of 2000 (SB 1435). CalSTRS administers the MPP Program through the Teachers' Health Benefit Fund (THBF).

A full description of the MPP Program regarding benefit provisions, assumptions (for funding, but not accounting purposes), and membership information is listed in the June 30, 2019 annual actuarial valuation report, Medicare Premium Payment Program. This report and CalSTRS audited financial information are publicly available reports that can be found on the CalSTRS website under Publications at: <https://www.calstrs.com/general-information/gasb-6768>.

**FULLERTON SCHOOL DISTRICT**

*Notes to Financial Statements*

*June 30, 2021*

---

**NOTE 7 – LONG-TERM DEBT OTHER THAN PENSIONS (continued)**

**G. Other Postemployment Benefits (OPEB) Liability (continued)**

**Medicare Premium Payment (MPP) Program (continued)**

***Benefits Provided***

The MPP Program is a cost-sharing multiple-employer other postemployment benefit (OPEB) plan established pursuant to Chapter 1032, Statutes of 2000 (SB 1435). CalSTRS administers the MPP Program through the Teachers’ Health Benefit Fund. The MPP Program pays Medicare Part A premiums and Medicare Parts A and B late enrollment surcharges for eligible members of the Defined Benefit Program who were retired or began receiving a disability allowance prior to July 1, 2012, and were not eligible for premium-free Medicare Part A. Members who retire on or after July 1, 2012, are not eligible for coverage under the MPP Program.

As of June 30, 2020, 5,443 retirees participated in the MPP Program; however, the number of retired members who will participate in the program in the future is unknown as eligibility cannot be predetermined.

The MPP Program is funded on a pay-as-you-go basis from a portion of monthly employer contributions. In accordance with Education Code section 25930, contributions that would otherwise be credited to the Defined Benefit Program each month are instead credited to the MPP Program to fund monthly program and administrative costs. Total redirections to the MPP Program are monitored to ensure that total incurred costs do not exceed the amount initially identified as the cost of the program.

***Total OPEB Liability***

At June 30, 2021, the District reported a liability of \$768,403 for its proportionate share of the net OPEB liability for the MPP Program. The total OPEB liability for the MPP Program as of June 30, 2020, was determined by applying update procedures to the financial reporting actuarial valuation as of June 30, 2019 and rolling forward the total OPEB liability to June 30, 2020. The District’s proportion of the net OPEB liability was based on a projection of the District’s long-term share of contributions to the OPEB plan relative to the projected contributions of all participating school districts and the State, actuarially determined. The District’s proportions of the net OPEB liability for the two most recent measurement periods were:

	<u>Percentage Share of MPP Program</u>		<u>Change Increase/ (Decrease)</u>
	<u>Fiscal Year Ending June 30, 2021</u>	<u>Fiscal Year Ending June 30, 2020</u>	
Measurement Date	<u>June 30, 2020</u>	<u>June 30, 2019</u>	
Proportion of the Net OPEB Liability	0.181319%	0.181478%	-0.000159%

For the year ended June 30, 2021, the District reported OPEB expense of \$92,585.

***Actuarial Assumptions and Other Inputs***

The total OPEB liability in the June 30, 2019 actuarial valuation was determined using the following actuarial assumptions and other inputs, applied to all periods included in the measurement, unless otherwise specified:

Measurement Date	June 30, 2020
Valuation Date	June 30, 2019
Experience Study	June 30, 2014 through June 30, 2018
Actuarial Cost Method	Entry age normal
Investment Rate of Return	2.21%
Healthcare Cost Trend Rates	4.5% for Medicare Part A, and 5.4% for Medicare Part B

**FULLERTON SCHOOL DISTRICT**

*Notes to Financial Statements*

*June 30, 2021*

---

**NOTE 7 – LONG-TERM DEBT OTHER THAN PENSIONS (continued)**

**G. Other Postemployment Benefits (OPEB) Liability (continued)**

**Medicare Premium Payment (MPP) Program (continued)**

***Actuarial Assumptions and Other Inputs (continued)***

Assumptions were made about future participation (enrollment) into the MPP Program as CalSTRS is unable to determine which members not currently participating meet all eligibility criteria for enrollment in the future. Assumed enrollment rates were derived based on past experience and are stratified by age with the probability of enrollment diminishing as the members’ ages increase. This estimated enrollment rate was then applied to the population of members who may meet criteria necessary for eligibility but are not currently enrolled in the MPP Program. Based on this, the estimated number of future enrollments used in the financial reporting valuation was 294 or an average of 0.18% of the potentially eligible population of 159,339.

CalSTRS uses a generational mortality assumption, which involves the use of a base mortality table and projection scales to reflect expected annual reductions in mortality rates at each age, resulting in increases in life expectancies each year into the future. The base mortality tables are CalSTRS custom tables derived to best fit the patterns of mortality among our members. The projection scale was set equal to 110% of the ultimate improvement factor from the Mortality Improvement Scale (MP– 2019) table issued by the Society of Actuaries.

***Discount Rate***

The MPP Program is funded on a pay-as-you-go basis with contributions generally being made at the same time and in the same amount as benefit payments and expenses coming due. Any funds within the MPP Program as of June 30, 2020, were to manage differences between estimated and actual amounts to be paid and were invested in the Surplus Money Investment Fund (SMIF), which is a pooled investment program administered by the California State Treasurer.

As the MPP Program is funded on a pay-as-you-go basis, the OPEB plan’s fiduciary net position was not projected to be sufficient to make projected future benefit payments. Therefore, the MPP Program used the Bond Buyer’s 20-Bond GO Index from Bondbuyer.com as of June 30, 2020, as the discount rate, which was applied to all periods of projected benefit payments to measure the total OPEB liability. The discount rate as of June 30, 2020, was 2.21%, which is a decrease of 1.29% from 3.50% as of June 30, 2019.

***Sensitivity of the District’s Proportionate Share of the Net OPEB Liability to Changes in the Discount Rate***

The following presents the District’s proportionate share of the net OPEB liability, as well as what the District’s proportionate share of the net OPEB liability would be if it were calculated using a discount rate that is one percentage-point lower or one percentage-point higher than the current discount rate:

<u>Discount Rate</u>	<u>MPP OPEB Liability</u>
1% decrease	\$ 849,682
Current discount rate	\$ 768,403
1% increase	\$ 699,239

# FULLERTON SCHOOL DISTRICT

Notes to Financial Statements

June 30, 2021

---

## NOTE 7 – LONG-TERM DEBT OTHER THAN PENSIONS (continued)

### G. Other Postemployment Benefits (OPEB) Liability (continued)

#### Medicare Premium Payment (MPP) Program (continued)

#### *Sensitivity of the District's Proportionate Share of the Net OPEB Liability to Changes in the Medicare Costs Trend Rates*

The following presents the District's proportionate share of the net OPEB liability, as well as what the District's proportionate share of the net OPEB liability would be if it were calculated using Medicare costs trend rates that are one percentage-point lower or one percentage-point higher than the current rates:

Medicare Cost Trend Rates	MPP OPEB Liability
1% decrease	\$ 696,736
Current trend rate	\$ 768,403
1% increase	\$ 850,903

## NOTE 8 – PENSION PLANS

Qualified employees are covered under multiple-employer defined benefit pension plans maintained by agencies of the State of California. Certificated employees are members of the California State Teachers' Retirement System (CalSTRS), and classified employees are members of the California Public Employees' Retirement System (CalPERS).

For the fiscal year ended June 30, 2021, the District reported net pension liabilities, deferred outflows of resources, deferred inflows of resources, and pension expense for each of the above plans as follows:

Pension Plan	Net Pension Liability	Deferred Outflows of Resources	Deferred Inflows of Resources	Pension Expense
CalSTRS	\$ 115,944,897	\$ 30,051,901	\$ 8,787,516	\$ 15,430,948
CalPERS	49,754,846	10,314,538	2,149,081	8,626,794
Total	<u>\$ 165,699,743</u>	<u>\$ 40,366,439</u>	<u>\$ 10,936,597</u>	<u>\$ 24,057,742</u>

The details of each plan are as follows:

### A. California State Teachers' Retirement System (CalSTRS)

#### **Plan Description**

The District contributes to the State Teachers Retirement Plan (STRP) administered by the California State Teachers' Retirement System (CalSTRS). STRP is a cost-sharing multiple-employer public employee retirement system defined benefit pension plan. Benefit provisions are established by State statutes, as legislatively amended, within the State Teachers' Retirement Law.

**FULLERTON SCHOOL DISTRICT**  
*Notes to Financial Statements*  
*June 30, 2021*

---

**NOTE 8 – PENSION PLANS (continued)**

The details of each plan are as follows:

**A. California State Teachers’ Retirement System (CalSTRS)**

**Plan Description (continued)**

A full description of the pension plan regarding benefit provisions, assumptions (for funding, but not accounting purposes), and membership information is listed in the June 30, 2019, annual actuarial valuation report, Defined Benefit Program Actuarial Valuation. This report and CalSTRS audited financial information are publicly available reports that can be found on the CalSTRS website under Publications at: <https://www.calstrs.com/general-information/gasb-6768>.

**Benefits Provided**

The STRP provides retirement, disability and survivor benefits to beneficiaries. Benefits are based on members' final compensation, age, and years of service credit. Members hired on or before December 31, 2012, with five years of credited service are eligible for the normal retirement benefit at age 60. Members hired on or after January 1, 2013, with five years of credited service are eligible for the normal retirement benefit at age 62. The normal retirement benefit is equal to 2.0% of final compensation for each year of credited service.

The STRP is comprised of four programs: Defined Benefit Program, Defined Benefit Supplement Program, Cash Balance Benefit Program, and Replacement Benefits Program. The STRP holds assets for the exclusive purpose of providing benefits to members and beneficiaries of these programs. CalSTRS also uses plan assets to defray reasonable expenses of administering the STRP. Although CalSTRS is the administrator of the STRP, the State is the sponsor of the STRP and obligor of the trust. In addition, the State is both an employer and non-employer contributing entity to the STRP. The District contributes exclusively to the STRP Defined Benefit Program; thus, disclosures are not included for the other plans.

The STRP provisions and benefits in effect at June 30, 2021, are summarized as follows:

	<b>STRP Defined Benefit Program</b>	
	On or before December 31, 2012	On or after January 1, 2013
Hire Date	December 31, 2012	January 1, 2013
Benefit Formula	2% at 60	2% at 62
Benefit Vesting Schedule	5 years of service	5 years of service
Benefit Payments	Monthly for life	Monthly for life
Retirement Age	60	62
Monthly Benefits as a Percentage of Eligible Compensation	2.0%-2.4%	2.0%-2.4%
Required Member Contribution Rate	10.25%	10.205%
Required Employer Contribution Rate	16.15%	16.15%
Required State Contribution Rate	10.328%	10.328%

# FULLERTON SCHOOL DISTRICT

## Notes to Financial Statements

June 30, 2021

---

### NOTE 8 – PENSION PLANS (continued)

#### A. California State Teachers' Retirement System (CalSTRS)

##### Contributions

Required member District and State of California contributions rates are set by the California Legislature and Governor and detailed in Teachers' Retirement Law. The contributions rates are expressed as a level percentage of payroll using the entry age normal actuarial method. In June 2019, California Senate Bill 90 (SB 90) was signed into law and appropriated approximately \$2.2 billion in fiscal year 2018–19 from the state's General Fund as contributions to CalSTRS on behalf of employers. The bill requires portions of the contribution to supplant the amounts remitted by employers such that the amounts remitted will be 1.03 and 0.70 percentage points less than the statutorily required amounts due for fiscal years 2019–20 and 2020–21, respectively. The remaining portion of the contribution, approximately \$1.6 billion, was allocated to reduce the employers' share of the unfunded actuarial obligation of the Defined Benefit Program.

The contribution rates for each program for the year ended June 30, 2021, are presented above, and the District's total contributions were \$11,237,559.

##### Pension Liabilities, Pension Expense, and Deferred Outflows of Resources and Deferred Inflows of Resources Related to Pensions

At June 30, 2021, the District reported a liability for its proportionate share of the net pension liability that reflected a reduction for State pension support provided to the District. The amount recognized by the District as its proportionate share of the net pension liability, the related state support and the total portion of the net pension liability that was associated with the District were as follows:

District's proportionate share of net pension liability	\$	115,944,897
State's proportionate share of the net pension liability associated with the District		<u>59,769,608</u>
Total	\$	<u><u>175,714,505</u></u>

The net pension liability was measured as of June 30, 2020. The District's proportion of the net pension liability was based on a projection of the District's long-term share of contributions to the pension plan relative to the projected contributions of all participating school districts and the State, actuarially determined. The District's proportions of the net pension liability for the two most recent measurement periods were:

	Percentage Share of Risk Pool		Change Increase/ (Decrease)
	Fiscal Year Ending June 30, 2021	Fiscal Year Ending June 30, 2020	
Measurement Date	<u>June 30, 2020</u>	<u>June 30, 2019</u>	
Proportion of the Net Pension Liability	0.119643%	0.117418%	0.002225%

**FULLERTON SCHOOL DISTRICT**  
*Notes to Financial Statements*  
*June 30, 2021*

---

**NOTE 8 – PENSION PLANS (continued)**

**A. California State Teachers’ Retirement System (CalSTRS) (continued)**

**Pension Liabilities, Pension Expense, and Deferred Outflows of Resources and Deferred Inflows of Resources Related to Pensions (continued)**

For the year ended June 30, 2021, the District recognized pension expense of \$15,430,948. In addition, the District recognized pension expense and revenue of \$1,868,773 for support provided by the State. At June 30, 2021, the District reported deferred outflows of resources and deferred inflows of resources related to pensions from the following sources:

	Deferred Outflows of Resources	Deferred Inflows of Resources
Pension contributions subsequent to measurement date	\$ 11,237,559	\$ -
Net change in proportionate share of net pension liability	2,867,118	3,835,490
Difference between projected and actual earnings		
on pension plan investments	4,436,365	1,682,181
Changes of assumptions	11,306,270	-
Differences between expected and actual experience	204,589	3,269,845
Total	<u>\$ 30,051,901</u>	<u>\$ 8,787,516</u>

The deferred outflows of resources related to pensions resulting from District contributions subsequent to the measurement date will be recognized as a reduction of the net pension liability in the subsequent fiscal year. The deferred outflows/(inflows) of resources related to the difference between projected and actual earnings on pension plan investments will be amortized over a closed five-year period. The deferred outflows/(inflows) of resources related to the net change in proportionate share of net pension liability, changes of assumptions, and differences between expected and actual experience in the measurement of the total pension liability will be amortized over the Expected Average Remaining Service Life (EARSL) of all members that are provided benefits (active, inactive, and retirees) as of the beginning of the measurement period. The EARSL for the measurement period is 7 years.

Amounts reported as deferred outflows of resources and deferred inflows of resources related to pensions will be recognized in pension expense as follows:

Year Ended June 30,	Deferred Outflows of Resources	Deferred Inflows of Resources
2022	\$ 4,218,296	\$ 4,120,838
2023	5,156,298	2,208,942
2024	6,095,496	756,318
2025	2,110,367	828,103
2026	485,614	595,783
Thereafter	748,271	277,532
Total	<u>\$ 18,814,342</u>	<u>\$ 8,787,516</u>

# FULLERTON SCHOOL DISTRICT

## Notes to Financial Statements

June 30, 2021

---

### NOTE 8 – PENSION PLANS (continued)

#### A. California State Teachers' Retirement System (CalSTRS) (continued)

##### Actuarial Methods and Assumptions

The total pension liability for the STRP was determined by applying update procedures to the financial reporting actuarial valuation as of June 30, 2019 and rolling forward the total pension liability to June 30, 2020. In determining the total pension liability, the financial reporting actuarial valuation used the following actuarial methods and assumptions:

Valuation Date	June 30, 2019
Experience Study	July 1, 2015 through June 30, 2018
Actuarial Cost Method	Entry age normal
Investment Rate of Return	7.10%
Consumer Price of Inflation	2.75%
Wage Growth	3.50%

CalSTRS uses a generational mortality assumption, which involves the use of a base mortality table and projection scales to reflect expected annual reductions in mortality rates at each age, resulting in increases in life expectancies each year into the future. The base mortality tables are CalSTRS custom tables derived to best fit the patterns of mortality among our members. The projection scale was set equal to 110% of the ultimate improvement factor from the Mortality Improvement Scale (MP-2019) table issued by the Society of Actuaries.

The long-term investment rate of return assumption was determined using a building-block method in which best-estimate ranges of expected future real rates of return (expected returns, net of pension plan investment expense and inflation) are developed for each major asset class. The best-estimate ranges were developed using capital market assumptions from CalSTRS investment staff and investment consultants as inputs to the process. The actuarial investment rate of return assumption was adopted by the board in January 2020 in conjunction with the most recent experience study.

For each current and future valuation, CalSTRS' independent consulting actuary (Milliman) reviews the return assumption for reasonableness based on the most current capital market assumptions. Best estimates of expected 20-year geometrically linked real rates of return and the assumed asset allocation for each major asset class as of June 30, 2020, are summarized in the following table:

Asset Class	Assumed Asset Allocation	Long-Term Expected Real Rate of Return
Global Equity	42%	4.8%
Fixed Income	15%	3.6%
Real Estate	13%	6.3%
Private Equity	12%	1.3%
Risk Mitigating Strategies	10%	1.8%
Inflation Sensitive	6%	3.3%
Cash/Liquidity	2%	(0.4%)



# FULLERTON SCHOOL DISTRICT

## Notes to Financial Statements

June 30, 2021

---

### NOTE 8 – PENSION PLANS (continued)

#### A. California State Teachers' Retirement System (CalSTRS) (continued)

##### Discount Rate

The discount rate used to measure the total pension liability was 7.10%, which was unchanged from prior fiscal year. The projection of cash flows used to determine the discount rate assumed that contributions from plan members and employers are made at statutory contribution rates in accordance with the rate increases. Projected inflows from investment earnings were calculated using the long-term assumed investment rate of return of 7.10% and assume that contributions, benefit payments and administrative expenses occur midyear. Based on those assumptions, the STRP's fiduciary net position was projected to be available to make all projected future benefit payments to current plan members. Therefore, the long-term assumed investment rate of return was applied to all periods of projected benefit payments to determine the total pension liability.

The following presents the District's proportionate share of the net pension liability calculated using the current discount rate as well as what the net pension liability would be if it were calculated using a discount rate that is one percent lower or higher than the current rate:

Discount Rate	Net Pension Liability
1% decrease (6.10%)	\$ 175,176,589
Current discount rate (7.10%)	115,944,897
1% increase (8.10%)	67,040,795

##### On Behalf Payments

The State of California makes contributions to CalSTRS on behalf of the District. These payments consist of State General Fund contributions to CalSTRS pursuant to Sections 22954 and 22955.1 of the Education Code and Public Resources Code Section 6217.5. In addition, California Senate Bill No. 90 (SB 90) was signed into law on June 27, 2019, and appropriated supplemental contributions. Under accounting principles generally accepted in the United States of America, these amounts are reported as revenues and expenditures in the fund financial statements. The total amount recognized by the District for its proportionate share of the State's on-behalf contributions is \$6,764,146.

#### B. California Public Employees Retirement System (CalPERS)

##### Plan Description

Qualified employees are eligible to participate in the Schools Pool under the California Public Employees' Retirement System (CalPERS), a cost-sharing multiple-employer defined benefit pension plan administered by CalPERS. Benefit provisions are established by State statutes, as legislatively amended, within the Public Employees' Retirement Law.

A full description of the pension plan regarding benefit provisions, assumptions (for funding, but not accounting purposes), and membership information is listed in the June 30, 2019 annual actuarial valuation report, Schools Pool Accounting Report. This report and CalPERS audited financial information are publicly available reports that can be found on the CalPERS website under Forms and Publications at: <https://www.calpers.ca.gov/page/employers/actuarial-resources/gasb>.

**FULLERTON SCHOOL DISTRICT**

*Notes to Financial Statements*

*June 30, 2021*

---

**NOTE 8 – PENSION PLANS (continued)**

**B. California Public Employees Retirement System (CalPERS) (continued)**

**Benefits Provided**

CalPERS provides service retirement and disability benefits, annual cost of living adjustments and death benefits to plan members, who must be public employees and beneficiaries. Benefits are based on years of service credit, a benefit factor, and the member's final compensation. Members hired on or before December 31, 2012, with five years of total service are eligible to retire at age 50 with statutorily reduced benefits. Members hired on or after January 1, 2013, with five years of total service are eligible to retire at age 52 with statutorily reduced benefits. All members are eligible for non-duty disability benefits after five years of service. The Basic Death Benefit is paid to any member's beneficiary if the member dies while actively employed. An employee's eligible survivor may receive the 1957 Survivor Benefit if the member dies while actively employed, is at least age 50 (or 52 for members hired on or after January 1, 2013), and has at least five years of credited service. The cost of living adjustments for each plan are applied as specified by the Public Employees' Retirement Law.

The CalPERS provisions and benefits in effect at June 30, 2021, are summarized as follows:

	<b>Schools Pool (CalPERS)</b>	
	On or before December 31, 2012	On or after January 1, 2013
Hire Date		
Benefit Formula	2% at 55	2% at 62
Benefit Vesting Schedule	5 years of service	5 years of service
Benefit Payments	Monthly for life	Monthly for life
Retirement Age	55	62
Monthly Benefits as a Percentage of Eligible Compensation	2.0 – 2.5%	2.0 – 2.5%
Required Employee Contribution Rate	7.00%	7.00%
Required Employer Contribution Rate	20.70%	20.70%

**Contributions**

The benefits for the defined benefit pension plans are funded by contributions from members, employers, non-employers, and earnings from investments. Member and employer contributions are a percentage of applicable member compensation. Member contribution rates are defined by law and depend on the respective employer's benefit formulas. In some circumstances, contributions are made by the employer to satisfy member contribution requirements. Member and employer contribution rates are determined by periodic actuarial valuations or by state statute. Actuarial valuations are based on the benefit formulas and employee groups of each employer. Non-employer contributions are not expected each year, but when provided they are accrued for. The contribution rates are expressed as a percentage of annual payroll. The contribution rates for each plan for the year ended June 30, 2021 are presented above, and the total District contributions were \$5,163,529.

**FULLERTON SCHOOL DISTRICT**

*Notes to Financial Statements*

*June 30, 2021*

**NOTE 8 – PENSION PLANS (continued)**

**B. California Public Employees Retirement System (CalPERS) (continued)**

**Pension Liabilities, Pension Expense, and Deferred Outflows of Resources and Deferred Inflows of Resources Related to Pensions**

As of June 30, 2021, the District reported net pension liabilities for its proportionate share of the CalPERS net pension liability totaling \$49,754,846. The net pension liability was measured as of June 30, 2020. The District's proportion of the net pension liability was based on a projection of the District's long-term share of contributions to the pension plan relative to the projected contributions of all participating school districts, actuarially determined. The District's proportions of the net pension liability for the two most recent measurement periods were:

	<u>Percentage Share of Risk Pool</u>		<b>Change Increase/ (Decrease)</b>
	<b>Fiscal Year Ending June 30, 2021</b>	<b>Fiscal Year Ending June 30, 2020</b>	
	Measurement Date	June 30, 2020	
Proportion of the Net Pension Liability	0.162157%	0.163328%	-0.001170%

For the year ended June 30, 2021, the District recognized pension expense of \$8,626,794. At June 30, 2021, the District reported deferred outflows of resources and deferred inflows of resources related to pensions from the following sources:

	<u>Deferred Outflows of Resources</u>	<u>Deferred Inflows of Resources</u>
Pension contributions subsequent to measurement date	\$ 5,163,529	\$ -
Net change in proportionate share of net pension liability	221,418	905,369
Difference between projected and actual earnings on pension plan investments	2,279,450	1,243,712
Changes of assumptions	182,453	-
Differences between expected and actual experience	2,467,688	-
Total	<u>\$ 10,314,538</u>	<u>\$ 2,149,081</u>

The deferred outflows of resources related to pensions resulting from District contributions subsequent to the measurement date will be recognized as a reduction of the net pension liability in the subsequent fiscal year. The deferred outflows/(inflows) of resources related to the difference between projected and actual earnings on pension plan investments will be amortized over a closed five-year period. The deferred outflows/(inflows) of resources related to the net change in proportionate share of net pension liability, changes of assumptions, and differences between expected and actual experience in the measurement of the total pension liability will be amortized over the Expected Average Remaining Service Life (EARSL) of all members that are provided benefits (active, inactive, and retirees) as of the beginning of the measurement period. The EARSL for the measurement period is 4.1 years.

# FULLERTON SCHOOL DISTRICT

## Notes to Financial Statements

June 30, 2021

---

### NOTE 8 – PENSION PLANS (continued)

#### B. California Public Employees Retirement System (CalPERS) (continued)

##### Pension Liabilities, Pension Expense, and Deferred Outflows of Resources and Deferred Inflows of Resources Related to Pensions (continued)

Amounts reported as deferred outflows of resources and deferred inflows of resources related to pensions will be recognized in pension expense as follows:

Year Ended June 30,	Deferred Outflows of Resources	Deferred Inflows of Resources
2022	\$ 2,376,599	\$ 1,363,540
2023	1,386,210	630,225
2024	888,301	73,960
2025	499,898	73,960
2026	-	7,396
Thereafter	-	-
Total	<u>\$ 5,151,009</u>	<u>\$ 2,149,081</u>

##### Actuarial Methods and Assumptions

Total pension liability for the Schools Pool was determined by applying update procedures to a financial reporting actuarial valuation as of June 30, 2019 and rolling forward the total pension liability to June 30, 2020. The financial reporting actuarial valuation as of June 30, 2019 used the following methods and assumptions, applied to all prior periods included in the measurement:

Valuation Date	June 30, 2019
Experience Study	1997-2015
Actuarial Cost Method	Entry age normal
Discount Rate	7.15%
Consumer Price of Inflation	2.50%
Wage Growth	Varies by entry age and service

Post-retirement mortality rates are based on CalPERS experience and include 15 years of projected ongoing mortality improvement using 90 percent of Scale MP 2016 published by the Society of Actuaries. These tables are used to estimate the value of benefits expected to be paid for service and disability retirements. For disability retirements, impaired longevity is recognized by a separate table.

In determining the long-term expected rate of return, CalPERS took into account both short-term and long-term market return expectations as well as the expected pension fund cash flows. Using historical and forecasted information for all the funds' asset classes, expected compound (geometric) returns were calculated over the short term (first 10 years) and the long term (11+ years) using a building-block approach. Using the expected nominal returns for both short term and long term, the present value of benefits was calculated for each fund. The expected rate of return was set by calculating the rounded single equivalent expected return that arrived at the same present value of benefits for cash flows as the one calculated using both short-term and long-term returns. The expected rate of return was then set equal to the single equivalent rate calculated above and adjusted to account for assumed administrative expenses.

# FULLERTON SCHOOL DISTRICT

## Notes to Financial Statements

June 30, 2021

---

### NOTE 8 – PENSION PLANS (continued)

#### B. California Public Employees Retirement System (CalPERS) (continued)

##### Actuarial Methods and Assumptions (continued)

The target asset allocation and best estimates of real rates of return for each major asset class are summarized in the following table:

Asset Class	Assumed Asset Allocation	Real Return Years 1-10	Real Return Years 11+
Global Equity	50%	4.80%	5.98%
Fixed Income	28%	1.00%	2.62%
Inflation Assets	0%	0.77%	1.81%
Private Equity	8%	6.30%	7.23%
Real Assets	13%	3.75%	4.93%
Liquidity	1%	0.00%	(0.92%)

##### Discount Rate

The discount rate used to measure the total pension liability was 7.15%. The discount rate is not adjusted for administrative expenses. The fiduciary net position was projected to be available to make all projected future benefit payments of current plan members. Therefore, the long-term expected rate of return for the pension plan's investments was applied to all periods of projected benefit payments to determine the total pension liability.

The following presents the District's proportionate share of the net pension liability calculated using the current discount rate as well as what the net pension liability would be if it were calculated using a discount rate that is one percent lower or higher than the current rate:

Discount Rate	Net Pension Liability
1% decrease (6.15%)	\$ 71,531,665
Current discount rate (7.15%)	49,754,846
1% increase (8.15%)	31,681,180

#### C. Social Security

As established by Federal law, all public sector employees who are not members of their employer's existing retirement system (CalSTRS or CalPERS) must be covered by social security or an alternative plan. The District has elected to use the Social Security as its alternative plan.

#### D. Payables to the Pension Plans

At June 30, 2021, the District reported payables of \$98,017 and \$72,114 for the outstanding amount of legally required contributions to the CalSTRS and CalPERS pension plans, respectively, for the fiscal year ended June 30, 2021.

## FULLERTON SCHOOL DISTRICT

### Notes to Financial Statements

June 30, 2021

---

#### NOTE 9 – JOINT POWERS AGREEMENTS

The Fullerton School District participates in two joint ventures under a joint powers agreement (JPA), the Schools Excess Liability Fund (SELF) and Alliance of Schools for Cooperative Insurance Programs (ASCIP). The relationship between the Fullerton School District and the JPAs is such that the JPAs are not a component unit of the District for financial reporting purposes as explained below:

SELF arranges for and provides a self-funded excess liability fund for approximately 1,100 public educational agencies. ASCIP arranges for and provides property and liability insurance for its member school districts. The JPAs are governed by boards consisting of representatives from certain member districts. The Boards control the operation of the JPAs, including selection of management and approval of operating budgets, independent of any influence by the members beyond their representation of the Board. Each member pays an annual contribution based upon that calculated by the JPAs' Boards and shares surpluses and deficits proportionately to its participation in the JPAs.

The Fullerton School District also participates in a JPA that meets the definition of a component unit, as described below:

The Fullerton School District Financing Authority is a joint exercise of powers agency comprised of the Fullerton School District and Community Facilities District No. 2000-1. Its purpose is to provide financing and refinancing for public capital improvements.

Condensed audited financial information is as follows:

	SELF June 30, 2020	ASCIP June 30, 2020	FSD Finance Authority June 30, 2021
Total Assets	\$ 174,621,313	\$ 536,100,250	\$ 1,769,291
Deferred outflows-pensions	312,483	1,382,261	-
Total Liabilities	141,193,559	313,032,321	-
Deferred inflows-pensions	64,325	84,477	-
Net Position	<u>\$ 33,675,912</u>	<u>\$ 224,365,713</u>	<u>\$ 1,769,291</u>
Total Revenues	\$ 72,262,424	\$ 273,534,959	\$ 1,728,326
Total Expenses	<u>64,133,389</u>	<u>271,188,222</u>	<u>1,711,889</u>
Total Non-Operating Revenues (Expense)	5,682,605	20,657,531	-
Change in Net Position	<u>\$ 13,811,640</u>	<u>\$ 23,004,268</u>	<u>\$ 16,437</u>

#### NOTE 10 – COMMITMENTS AND CONTINGENCIES

##### A. State and Federal Allowances, Awards, and Grants

The District has received state and federal funds for specific purposes that are subject to review and audit by the grantor agencies. Although such audits could generate expenditure disallowances under terms of the grants, it is believed that any required reimbursement will not be material.

##### B. Construction Commitments

As of June 30, 2021, the District had commitments with respect to unfinished capital projects of \$1,557,600 to be paid from a combination of State and local funds.

# FULLERTON SCHOOL DISTRICT

## Notes to Financial Statements

June 30, 2021

---

### NOTE 10 – COMMITMENTS AND CONTINGENCIES (continued)

#### C. Litigation

The District is the defendant in a number of lawsuits arising principally in the normal course of operations. In the opinion of the administration, the outcome of these lawsuits will not have a materially adverse effect on the accompanying financial statements and accordingly, no provision for losses has been recorded beyond claims payable and incurred but not reported reserves established in the Self-Insurance Internal Service Fund.

### NOTE 11 – RISK MANAGEMENT

#### Property and Liability

The District is exposed to various risks of loss related to torts; theft of, damage to, and destruction of assets; errors and omissions; injuries to employees and natural disasters. During fiscal year ending June 30, 2021, the District was self-insured for property and liability losses with specific deductibles, but participated in the ASCIP public entity risk pool for excess property and liability insurance coverage. Settled claims have not exceeded this commercial coverage in any of the past three years.

#### Workers' Compensation

For fiscal year 2021, the District was self-funded for workers compensation, with coverage purchased from a private insurer for claims in excess of the \$1.0 million retention amount.

#### Employee Medical Benefits

The District has contracted through Self-Insured Schools of California (SISC), Anthem Blue Cross and Kaiser Permanente to provide employee medical and surgical benefits, Delta Dental and Deltacare USA for dental benefits and Vision Service Plan (VSP).

#### Claims Liability

The District records an estimated liability for workers' compensation claims against the District. Claims liabilities are based on estimates of the ultimate cost of reported claims (including future claim adjustment expenses) and an estimate for claims incurred but not reported based on historical experience.

#### Unpaid Claims Liabilities

The District establishes a liability for both reported and unreported events, which includes estimates of both future payments of losses and related claim adjustment expenses.

The following represent the changes in approximate aggregate liabilities for the District from July 1, 2019 to June 30, 2021:

	Workers' Compensation
Liability Balance, July 1, 2019	\$ 2,810,053
Claims and changes in estimates	1,547,944
Claims payments	<u>(1,422,985)</u>
Liability Balance, June 30, 2020	2,935,012
Claims and changes in estimates	1,678,863
Claims payments	<u>(1,604,339)</u>
Liability Balance, June 30, 2021	<u>\$ 3,009,536</u>
Assets available to pay claims at June 30, 2021	<u>\$ 5,171,776</u>

**FULLERTON SCHOOL DISTRICT**

*Notes to Financial Statements*

*June 30, 2021*

---

**NOTE 12 – ADJUSTMENT FOR RESTATEMENT**

Due to the implementation of GASB No. 84 as described in Note 1.I., the District has restated beginning net position in the Statement of Activities and beginning fund balance in the Statement of Revenues, Expenditures and Changes in Fund Balance at July 1, 2020 in the amount of \$170,884 which was previously reported in the Associated Student Body (ASB) balance as Due to Student Groups.



---

---

*Required Supplementary Information*

---

---

*(This page intentionally left blank)*

**FULLERTON SCHOOL DISTRICT**  
*Budgetary Comparison Schedule – General Fund*  
*For the Fiscal Year Ended June 30, 2021*

	<u>Budgeted Amounts</u>		<u>Actual</u> <u>(Budgetary Basis)</u>	<u>Variance with</u> <u>Final Budget -</u> <u>Pos (Neg)</u>
	<u>Original</u>	<u>Final</u>		
<b>Revenues</b>				
Local Control Funding Formula Sources	\$ 105,424,358	\$ 114,268,102	\$ 114,425,996	\$ 157,894
Federal Sources	8,605,440	51,885,748	29,830,868	(22,054,880)
Other State Sources	18,113,123	29,495,146	20,666,680	(8,828,466)
Other Local Sources	10,058,531	10,861,930	11,431,749	569,819
<b>Total Revenues</b>	<b>142,201,452</b>	<b>206,510,926</b>	<b>176,355,293</b>	<b>(30,155,633)</b>
<b>Expenditures</b>				
Current:				
Certificated Salaries	65,695,323	84,332,235	70,960,344	13,371,891
Classified Salaries	23,818,033	31,298,485	29,086,229	2,212,256
Employee Benefits	48,589,930	46,041,876	43,357,007	2,684,869
Books and Supplies	8,348,103	26,770,063	14,137,227	12,632,836
Services and Other Operating Expenditures	9,780,018	17,284,685	15,882,910	1,401,775
Transfers of Indirect Cost	(434,255)	(397,678)	(359,402)	(38,276)
Capital Outlay	360,880	6,019,354	1,672,687	4,346,667
Intergovernmental	1,160,000	1,295,000	1,195,618	99,382
Debt Service	1,102,354	1,285,660	1,125,509	160,151
<b>Total Expenditures</b>	<b>158,420,386</b>	<b>213,929,680</b>	<b>177,058,129</b>	<b>36,871,551</b>
Excess (Deficiency) of Revenues Over (Under) Expenditures	(16,218,934)	(7,418,754)	(702,836)	6,715,918
<b>Other Financing Sources and Uses</b>				
Proceeds from capital leases	1,615,405	1,615,405	1,615,405	-
<b>Net changes in Fund Balances</b>	<b>(14,603,529)</b>	<b>(5,803,349)</b>	<b>912,569</b>	<b>6,715,918</b>
Fund Balance, July 1, 2020	32,783,127	32,783,127	32,783,127	-
Fund Balance, June 30, 2021	<u>\$ 18,179,598</u>	<u>\$ 26,979,778</u>	<u>33,695,696</u>	<u>\$ 6,715,918</u>
<b>Fund Balances included in the Statement of Revenues, Expenditures and Changes in Fund Balances:</b>				
Deferred Maintenance Fund			41	
<b>Reported General Fund balance on the Statement of Revenues, Expenditures and Changes in Fund Balances:</b>			<u>\$ 33,695,737</u>	

**FULLERTON SCHOOL DISTRICT**  
*Schedule of Proportionate Share of the Net Pension Liability*  
*For the Fiscal Year Ended June 30, 2021*

	Last Ten Fiscal Years*						
	2019-20	2018-19	2017-18	2016-17	2015-16	2014-15	2013-14
<b>CalSTRS</b>							
District's proportion of the net pension liability	0.1196%	0.1174%	0.1181%	0.1181%	0.1200%	0.1170%	0.1290%
District's proportionate share of the net pension liability	\$ 115,944,897	\$ 106,047,605	\$ 108,556,721	\$ 109,180,387	\$ 97,057,200	\$ 78,769,080	\$ 75,383,730
State's proportionate share of the net pension liability associated with the District	59,769,608	57,856,048	62,153,800	64,590,194	55,261,067	41,660,048	45,520,408
Totals	\$ 175,714,505	\$ 163,903,653	\$ 170,710,521	\$ 173,770,581	\$ 152,318,267	\$ 120,429,128	\$ 120,904,138
District's covered-employee payroll	\$ 65,237,175	\$ 63,406,990	\$ 65,021,734	\$ 62,716,781	\$ 60,377,307	\$ 57,461,667	\$ 53,572,921
District's proportionate share of the net pension liability as a percentage of its covered-employee payroll	177.73%	167.25%	166.95%	174.08%	160.75%	137.08%	140.71%
Plan fiduciary net position as a percentage of the total pension liability	72%	73%	71%	69%	70%	74%	77%
<b>CalPERS</b>							
District's proportion of the net pension liability	0.1622%	0.1633%	0.1623%	0.1687%	0.1673%	0.1644%	0.1587%
District's proportionate share of the net pension liability	\$ 49,754,846	\$ 47,600,616	\$ 43,284,803	\$ 40,268,954	\$ 33,041,853	\$ 24,232,722	\$ 18,016,314
District's covered-employee payroll	\$ 23,417,215	\$ 22,533,966	\$ 21,446,584	\$ 21,336,110	\$ 19,938,997	\$ 18,132,291	\$ 17,467,785
District's proportionate share of the net pension liability as a percentage of its covered-employee payroll	212.47%	211.24%	201.83%	188.74%	165.71%	133.64%	103.14%
Plan fiduciary net position as a percentage of the total pension liability	70%	70%	71%	72%	74%	79%	83%

**Notes to Schedule:**

\* This schedule is required to show information for ten years; however, until a full ten year trend is compiled, information is presented for those years for which information is available.

**FULLERTON SCHOOL DISTRICT**  
*Schedule of Pension Contributions*  
*For the Fiscal Year Ended June 30, 2021*

	Last Ten Fiscal Years*						
	2020-21	2019-20	2018-19	2017-18	2016-17	2015-16	2014-15
<b>CalSTRS</b>							
Contractually required contribution	\$ 11,237,559	\$ 11,155,557	\$ 10,480,427	\$ 9,382,636	\$ 7,889,771	\$ 6,478,548	\$ 5,102,596
Contributions in relation to the contractually required contribution	<u>11,237,559</u>	<u>11,155,557</u>	<u>10,480,427</u>	<u>9,382,636</u>	<u>7,889,771</u>	<u>6,478,548</u>	<u>5,102,596</u>
Contribution deficiency (excess):	<u>\$ -</u>	<u>\$ -</u>	<u>\$ -</u>	<u>\$ -</u>	<u>\$ -</u>	<u>\$ -</u>	<u>\$ -</u>
District's covered-employee payroll	<u>\$ 69,582,408</u>	<u>\$ 65,237,175</u>	<u>\$ 63,406,990</u>	<u>\$ 65,021,734</u>	<u>\$ 62,716,781</u>	<u>\$ 60,377,307</u>	<u>\$ 57,461,667</u>
Contributions as a percentage of covered-employee payroll	<u>16.15%</u>	<u>17.10%</u>	<u>16.53%</u>	<u>14.43%</u>	<u>12.58%</u>	<u>10.73%</u>	<u>8.88%</u>
<b>CalPERS</b>							
Contractually required contribution	\$ 5,163,529	\$ 4,618,109	\$ 4,070,085	\$ 3,330,869	\$ 2,963,158	\$ 2,362,173	\$ 2,134,352
Contributions in relation to the contractually required contribution	<u>5,163,529</u>	<u>4,618,109</u>	<u>4,070,085</u>	<u>3,330,869</u>	<u>2,963,158</u>	<u>2,362,173</u>	<u>2,134,352</u>
Contribution deficiency (excess):	<u>\$ -</u>	<u>\$ -</u>	<u>\$ -</u>	<u>\$ -</u>	<u>\$ -</u>	<u>\$ -</u>	<u>\$ -</u>
District's covered-employee payroll	<u>24,944,585</u>	<u>23,417,215</u>	<u>\$ 22,533,966</u>	<u>\$ 21,446,584</u>	<u>\$ 21,336,110</u>	<u>\$ 19,938,997</u>	<u>\$ 18,132,291</u>
Contributions as a percentage of covered-employee payroll	<u>20.700%</u>	<u>19.721%</u>	<u>18.062%</u>	<u>15.531%</u>	<u>13.888%</u>	<u>11.847%</u>	<u>11.771%</u>

\* This schedule is required to show information for ten years; however, until a full ten year trend is compiled, information is presented for those years for which information is available.

**FULLERTON SCHOOL DISTRICT**

*Schedule of Changes in the District's Total OPEB Liability and Related Ratios  
For the Fiscal Year Ended June 30, 2021*

	Last 10 Fiscal Years*			
	<b>2020-21</b>	<b>2019-20</b>	<b>2018-18</b>	<b>2017-18</b>
<b>Total OPEB liability</b>				
Service cost	\$ 4,262,202	\$ 3,324,931	\$ 2,437,691	\$ 2,366,690
Interest	980,262	829,696	1,198,400	973,022
Differences between expected and actual experience	(2,252,599)	(118,290)	(1,286,016)	-
Changes of assumptions or other inputs	(1,848,645)	3,904,906	3,274,556	(1,189,399)
Benefit payments	(1,711,218)	(1,538,993)	(1,262,276)	(1,428,991)
<b>Net change in total OPEB liability</b>	<b>(569,998)</b>	<b>6,402,250</b>	<b>4,362,355</b>	<b>721,322</b>
<b>Total OPEB liability - beginning</b>	<b>43,281,878</b>	<b>36,879,628</b>	<b>32,517,273</b>	<b>31,795,951</b>
<b>Total OPEB liability - ending</b>	<b>\$ 42,711,880</b>	<b>\$ 43,281,878</b>	<b>\$ 36,879,628</b>	<b>\$ 32,517,273</b>
<b>Covered-employee payroll</b>	<b>\$ 102,139,638</b>	<b>\$ 93,190,395</b>	<b>\$ 90,580,263</b>	<b>\$ 90,469,777</b>
<b>Total OPEB liability as a percentage of covered-employee payroll</b>	<b>41.8%</b>	<b>46.44%</b>	<b>40.71%</b>	<b>35.94%</b>

**Notes to Schedule:**

A discount rate of 2.16% was used in the valuation. The interest rate used in the prior valuation was 2.20%

*\* This schedule is required to show information for ten years; however, until a full ten year trend is compiled, information is presented for those years for which information is available.*

**FULLERTON SCHOOL DISTRICT***Schedule of the District's Proportionate Share of the Net OPEB Liability – MPP Program  
For the Fiscal Year Ended June 30, 2021*

	Last 10 Fiscal Years*			
	<b>2019-20</b>	<b>2018-19</b>	<b>2017-18</b>	<b>2016-17</b>
District's proportion of net OPEB liability	0.1813%	0.1815%	0.1857%	0.1879%
District's proportionate share of net OPEB liability	\$ 768,403	\$ 675,818	\$ 710,966	\$ 790,513
Covered-employee payroll	N/A	N/A	N/A	N/A
District's net OPEB liability as a percentage of covered-employee payroll	N/A	N/A	N/A	N/A
Plan fiduciary net position as a percentage of the total OPEB liability	(0.71%)	(0.81%)	0.40%	0.01%

**Notes to Schedule:**

*As of June 30, 2012, active members are no longer eligible for future enrollment in the MPP Program; therefore, the covered payroll disclosure is not applicable.*

*\* This schedule is required to show information for ten years; however, until a full ten year trend is compiled, information is presented for those years for which information is available.*

**FULLERTON SCHOOL DISTRICT**  
*Notes to the Required Supplementary Information*  
*For the Fiscal Year Ended June 30, 2021*

---

**NOTE 1 – PURPOSE OF SCHEDULES**

**Budgetary Comparison Schedule**

The District employs budget control by object codes and by individual appropriation accounts. Budgets are prepared on the modified accrual basis of accounting in accordance with accounting principles generally accepted in the United States of America as prescribed by the *Governmental Accounting Standards Board* and provisions of the *California Education Code*. The governing board is required to hold a public hearing and adopt an operating budget no later than July 1 of each year. The adopted budget is subject to amendment throughout the year to give consideration to unanticipated revenue and expenditures primarily resulting from events unknown at the time of budget adoptions with the legal restriction that expenditures cannot exceed appropriations by major object account.

The amounts reported as the original budgeted amounts in the budgetary statements reflect the amounts when the original appropriations were adopted. The amounts reported as the final budgeted amounts in the budgetary statements reflect the amounts after all budget amendments have been accounted for.

This schedule presents information for the original and final budgets and actual results of operations, as well as the variances from the final budget to actual results of operations.

**Schedule of the Proportionate Share of the Net Pension Liability**

This schedule presents information on the District's proportionate share of the net pension liability (NPL), the plans' fiduciary net position and, when applicable, the State's proportionate share of the NPL associated with the District. In the future, as data becomes available, ten years of information will be presented.

*Change in benefit terms* – There were no changes in benefit terms since the previous valuations for both CalSTRS and CalPERS.

*Change of assumptions* - There were no changes in economic assumptions since the previous valuations for either CalSTRS or CalPERS.

**Schedule of Pension Contribution**

This schedule presents information on the District's required contribution, the amounts actually contributed, and any excess or deficiency related to the required contribution. In the future, as data becomes available, ten years of information will be presented.

**Schedule of Changes in the District's Total OPEB Liability and Related Ratios**

This schedule presents information on the District's changes in the total OPEB liability, including beginning and ending balances, and the total OPEB liability. In the future, as data becomes available, ten years of information will be presented.

*Change in benefit terms* – There were no changes in benefit terms since the previous valuation.

*Change of assumptions* – Liability changes resulting from changes in economic and demographic assumptions are deferred based on the average working life. The discount rate was changed from 2.20 percent to 2.16 percent since the previous valuation.



**FULLERTON SCHOOL DISTRICT**

*Notes to the Required Supplementary Information  
For the Fiscal Year Ended June 30, 2021*

---

**NOTE 1 – PURPOSE OF SCHEDULES (continued)**

**Schedule of the District’s Proportionate Share of the Net OPEB Liability – MPP Program**

This schedule presents information on the District’s proportionate share of the net OPEB liability – MPP Program and the plans’ fiduciary net position. In the future, as data becomes available, ten years of information will be presented.

*Change in benefit terms* – There were no changes in benefit terms since the previous valuation.

*Change of assumptions* – The discount rate was changed from 3.50 percent to 2.21 percent since the previous valuation.

---

---

*Supplementary Information*

---

---

*(This page intentionally left blank)*

**FULLERTON SCHOOL DISTRICT**  
*Local Educational Agency Organization Structure*  
*June 30, 2021*

---

The Fullerton School District was established in 1888. The District boundaries encompass approximately 26 square miles in Orange County. There were no changes in the boundaries of the District during the current year. The District is currently operating 15 elementary schools (K-6), two combined K-8 schools, and three junior high schools.

<b>BOARD OF TRUSTEES</b>		
<b>Member</b>	<b>Office</b>	<b>Term Expires</b>
Hilda Sugarman	President	November 30, 2024
Beverly Berryman	Vice President	November 30, 2022
Aaruni Thakur	Clerk	November 30, 2022
Leonel Talavera	Member	November 30, 2024
Janny Meyer	Member	November 30, 2022

**DISTRICT ADMINISTRATORS**

Robert Pletka, Ed.D.,  
*Superintendent*

Robert R. Coghlan, Ph.D.,  
*Assistant Superintendent, Business Services*

Jeremy Davis,  
*Assistant Superintendent, Innovation and Instructional Support*

Chad Hammitt, Ed.D.,  
*Assistant Superintendent, Personnel Services*

Julienne Lee, Ed.D.,  
*Assistant Superintendent, Educational Services*

**FULLERTON SCHOOL DISTRICT**  
*Schedule of Instructional Time*  
*For the Fiscal Year Ended June 30, 2021*

---

Grade Level	Number of Instructional Days			Status
	Actual	Number of Days from J-13A Waiver	Total	
Kindergarten	180	0	180	Complied
Grade 1	180	0	180	Complied
Grade 2	180	0	180	Complied
Grade 3	180	0	180	Complied
Grade 4	180	0	180	Complied
Grade 5	180	0	180	Complied
Grade 6	180	0	180	Complied
Grade 7	180	0	180	Complied
Grade 8	180	0	180	Complied

**FULLERTON SCHOOL DISTRICT**  
*Schedule of Financial Trends and Analysis*  
*For the Fiscal Year Ended June 30, 2021*

General Fund	(Budget) 2022 <sup>2</sup>	2021 <sup>3</sup>	2020	2019
Revenues and other financing sources	\$ 151,900,113	\$ 177,970,698	\$ 150,501,639	\$ 155,188,362
Expenditures	152,034,372	177,058,129	155,713,563	152,411,964
Change in fund balance (deficit)	(134,259)	912,569	(5,211,924)	2,776,398
Ending fund balance	<u>\$ 33,561,437</u>	<u>\$ 33,695,696</u>	<u>\$ 32,783,127</u>	<u>\$ 37,995,051</u>
Available reserves <sup>1</sup>	<u>\$ 26,650,311</u>	<u>\$ 24,043,873</u>	<u>\$ 25,745,184</u>	<u>\$ 27,395,480</u>
Available reserves as a percentage of total outgo	<u>17.5%</u>	<u>13.6%</u>	<u>16.5%</u>	<u>18.0%</u>
Total long-term debt	<u>\$ 241,760,146</u>	<u>\$ 247,507,801</u>	<u>\$ 237,101,866</u>	<u>\$ 232,215,494</u>
Average daily attendance at P-2	<u>11,619</u>	<u>N/A</u>	<u>12,440</u>	<u>12,665</u>

The General Fund balance has decreased by \$4.3 million over the past two years. The fiscal year 2021-22 adopted budget projects a decrease of \$134,259. For a district of this size, the state recommends available reserves of at least 3% of total general fund expenditures, transfers out, and other uses (total outgo).

The District has incurred an operating surplus in two of the past three years, but anticipates an operating deficit for the 2021-22 fiscal year. Total long-term debt has increased by approximately \$15.3 million over the past two years primarily because of increases to the net pension and OPEB liabilities under GASB Statements 68 and 75.

The District did not report ADA in fiscal year 2020-21 and was funded on its fiscal year 2019-20 ADA. Budgeted ADA for fiscal year 2021-22 is 11,619.

<sup>1</sup> Available reserves consist of all unassigned fund balances in the General Fund.

<sup>2</sup> Budget as of September, 2021.

<sup>3</sup> The actual amounts reported in this schedule are for the General Fund only, and do not agree with the amounts reported on the Statement of Revenues, Expenditures, and Changes in Fund Balances because the amounts on that schedule include the financial activity of the Deferred Maintenance Fund in accordance with the fund type definitions promulgated by GASB Statement No. 54.

**FULLERTON SCHOOL DISTRICT**

*Reconciliation of Annual Financial and Budget Report with Audited Financial Statements  
For the Fiscal Year Ended June 30, 2021*

---

*There were no differences between the Annual Financial and Budget Report and the  
Audited Financial Statements in any funds.*

**FULLERTON SCHOOL DISTRICT**  
*Schedule of Expenditures of Federal Awards*  
*For the Fiscal Year Ended June 30, 2021*

Federal Grantor/Pass-Through Grantor/Program or Cluster Title	Federal Assistance Listing	Pass-Through Entity Identifying Number	Cluster Expenditure	Federal Expenditures
<b>Federal Programs:</b>				
U.S. Department of Agriculture:				
Passed through California Dept. of Education (CDE):				
Child Nutrition Cluster:				
School Breakfast Program	10.553	13525	\$ 88,732	
Especially Needy Breakfast	10.553	13526	821,564	
National School Lunch Program	10.555	13523	2,366,820	
USDA - Donated Foods	10.555	13391	<u>744,348</u>	
Total Child Nutrition Cluster				\$ 4,021,464
Child and Adult Care Food Program				
Child and Adult Care Food Program	10.558	13394	1,493,111	
Cash in Lieu of Commodities	10.558	13389	<u>76,204</u>	
Total Child and Adult Care Food Program				1,569,315
Fresh fruit and vegetable program	10.582	14968		<u>54,339</u>
Total U.S. Department of Agriculture				<u>5,645,118</u>
U.S. Department of Justice:				
Public Safety Partnership and Community Policing Grants	16.710	2020SVWX0075		<u>71,954</u>
Total U.S. Department of Labor				<u>71,954</u>
U.S. Department of Treasury:				
Passed through California Dept. of Education (CDE):				
COVID-19 Coronavirus Relief Fund: Learning Loss Mitigation	21.019	25516		<u>6,355,636</u>
Total U.S. Department of Treasury				<u>6,355,636</u>
U.S. Department of Education:				
Passed through California Dept. of Education (CDE):				
Every Student Succeeds Act (ESSA):				
Title I, Part A, Basic Grants Low-Income and Neglected	84.010	14329		3,097,136
Title II, Part A, Supporting Effective Instruction	84.367	14341		372,361
English Language Acquisition Grants:				
Title III, Limited English Proficient (LEP) Program	84.365	14346	432,288	
Title III, Immigrant Education Program	84.365	15146	<u>22,154</u>	
Subtotal English Language Acquisition Grants				454,442
Title IV, Part A, Student Support and Academic Enrichment	84.424	15396		63,955
COVID-19 Education Stabilization Fund:				
Elementary and Secondary School Emergency Relief (ESSER) Fund	84.425D	15536	1,661,993	
Elementary and Secondary School Emergency Relief II (ESSER II) Fund	84.425D	15547	9,342,343	
Elementary and Secondary School Emergency Relief III (ESSER III) Fund: Learning Loss	84.425U	10155	4,599,587	
Governor's Emergency Education Relief (GEER) Fund: Learning Loss Mitigation	84.425C	15517	714,397	
Child Nutrition: COVID CARES Act Supplemental Meal Reimbursement	84.425	15535	<u>426,180</u>	
Subtotal Education Stabilization Fund:				16,744,500
Passed through North Orange County SELPA:				
Individuals with Disabilities Education Act (IDEA):				
Special Education (IDEA) Cluster:				
Basic Local Assistance Entitlement, Part B	84.027	13379	2,427,868	
Preschool Grants, Part B	84.173	13430	<u>69,196</u>	
Subtotal Special Education (IDEA) Cluster				2,497,064
Total U.S. Department of Education				<u>23,229,458</u>
U.S. Department of Health & Human Services:				
Passed through California Dept. of Education:				
COVID-19 Coronavirus Response and Relief Supplemental Appropriations (CRRSA) Act- One-time Stipend	93.575	15555		<u>103,084</u>
Total U.S. Department of Health & Human Services				<u>103,084</u>
Total Expenditures of Federal Awards				<u>\$ 35,405,250</u>

*Of the Federal expenditures presented in the schedule, the District provided no Federal awards to subrecipients.*



**FULLERTON SCHOOL DISTRICT**  
*Note to the Supplementary Information*  
*June 30, 2021*

---

**NOTE 1 – PURPOSE OF SCHEDULES**

**Schedule of Instructional Time**

This schedule presents information on the number of instructional days offered by the District and whether the District complied with Article 8 (commencing with Section 46200) of Chapter 2 Part 26 of the *Education Code*.

**Schedule of Financial Trends and Analysis**

This schedule discloses the District’s financial trends by displaying past years’ data along with current year budget information. These financial trend disclosures are used to evaluate the District’s ability to continue as a going concern for a reasonable period of time.

**Reconciliation of Annual Financial and Budget Report with Audited Financial Statements**

This schedule provides the information necessary to reconcile the fund balance of all funds reported on the Unaudited Actual financial report to the audited financial statements.

**Schedule of Expenditures of Federal Awards**

The schedule of expenditures of Federal awards includes the Federal grant activity of the District and is presented on the modified accrual basis of accounting. The information in this schedule is presented in accordance with the requirements of the Title 2 U.S. Code of Federal Regulations (CFR) Part 200, *Uniform Administrative Requirements, Cost Principles, and Audit Requirements for Federal Awards*. Therefore, some amounts presented in this schedule may differ from amounts presented in, or used in the preparation of the financial statements. The District did not elect to use the ten percent de minimis indirect cost rate.

The following schedule provides a reconciliation between revenues reported on the Statement of Revenues, Expenditures, and Changes in Fund Balances and the related expenditures reported on the Schedule of Expenditures of Federal Awards.

	<u>Assistance Listing Number</u>	<u>Amount</u>
Total Federal Revenues from the Statement of Revenues, Expenditures, and Changes in Fund Balances		\$ 36,005,250
Differences between Federal Revenues and Expenditures:		
COVID-19 Elementary and Secondary School Emergency Relief (ESSER) Fund	84.425D	<u>(600,000)</u>
Total Schedule of Expenditures of Federal Awards		<u><u>\$ 35,405,250</u></u>

---

---

*Other Independent Auditors' Reports*

---

---

*(This page intentionally left blank)*



**INDEPENDENT AUDITORS' REPORT ON INTERNAL CONTROL OVER FINANCIAL REPORTING AND ON COMPLIANCE AND OTHER MATTERS BASED ON AN AUDIT OF FINANCIAL STATEMENTS PERFORMED IN ACCORDANCE WITH *GOVERNMENT AUDITING STANDARDS***

Board of Trustees  
Fullerton School District  
Fullerton, California

We have audited, in accordance with the auditing standards generally accepted in the United States of America and the standards applicable to financial audits contained in *Government Auditing Standards* issued by the Comptroller General of the United States, the financial statements of the governmental activities, each major fund, and the aggregate remaining fund information of Fullerton School District as of and for the year ended June 30, 2021, and the related notes to the financial statements, which collectively comprise Fullerton School District's basic financial statements, and have issued our report thereon dated January 10, 2022.

**Internal Control Over Financial Reporting**

In planning and performing our audit of the financial statements, we considered Fullerton School District's internal control over financial reporting (internal control) as a basis for designing audit procedures that are appropriate in the circumstances for the purpose of expressing our opinions on the financial statements, but not for the purpose of expressing an opinion on the effectiveness of the Fullerton School District's internal control. Accordingly, we do not express an opinion on the effectiveness of the Fullerton School District's internal control.

*A deficiency in internal control* exists when the design or operation of a control does not allow management or employees, in the normal course of performing their assigned functions, to prevent, or detect and correct, misstatements on a timely basis. A *material weakness* is a deficiency, or a combination of deficiencies, in internal control, such that there is a reasonable possibility that a material misstatement of the District's financial statements will not be prevented, or detected and corrected on a timely basis. A *significant deficiency* is a deficiency, or a combination of deficiencies, in internal control that is less severe than a material weakness, yet important enough to merit attention by those charged with governance.

Our consideration of internal control was for the limited purpose described in the first paragraph of this section and was not designed to identify all deficiencies in internal control that might be material weaknesses or significant deficiencies. Given these limitations, during our audit we did not identify any deficiencies in internal control that we consider to be material weaknesses. However, material weaknesses may exist that have not been identified.

**Compliance and Other Matters**

As part of obtaining reasonable assurance about whether Fullerton School District's financial statements are free of material misstatement, we performed tests of its compliance with certain provisions of laws, regulations, contracts, and grant agreements, noncompliance with which could have a direct and material effect on the financial statements.

However, providing an opinion on compliance with those provisions was not an objective of our audit, and accordingly, we do not express such an opinion. The results of our tests disclosed no instances of noncompliance or other matters that are required to be reported under *Government Auditing Standards*.

**Purpose of this Report**

The purpose of this report is solely to describe the scope of our testing of internal control and compliance and the results of that testing, and not to provide an opinion on the effectiveness of the District's internal control or on compliance. This report is an integral part of an audit performed in accordance with *Government Auditing Standards* in considering the District's internal control and compliance. Accordingly, this communication is not suitable for any other purpose.



Murrieta, California

January 10, 2022



**INDEPENDENT AUDITORS' REPORT ON COMPLIANCE FOR  
EACH MAJOR FEDERAL PROGRAM AND REPORT ON INTERNAL CONTROL  
OVER COMPLIANCE REQUIRED BY THE UNIFORM GUIDANCE**

Board of Trustees  
Fullerton School District  
Fullerton, California

**Report on Compliance for Each Major Federal Program**

We have audited Fullerton School District's compliance with the types of compliance requirements described in the OMB *Compliance Supplement* that could have a direct and material effect on each of Fullerton School District's major federal programs for the year ended June 30, 2021. Fullerton School District's major federal programs are identified in the summary of auditors' results section of the accompanying schedule of findings and questioned costs.

***Management's Responsibility***

Management is responsible for compliance with federal statutes, regulations, and the terms and conditions of its federal awards applicable to its federal programs.

***Auditors' Responsibility***

Our responsibility is to express an opinion on compliance for each of Fullerton School District's major federal programs based on our audit of the types of compliance requirements referred to above. We conducted our audit of compliance in accordance with auditing standards generally accepted in the United States of America; the standards applicable to financial audits contained in *Government Auditing Standards*, issued by the Comptroller General of the United States; and the audit requirements of Title 2 U.S. *Code of Federal Regulations* Part 200, *Uniform Administrative Requirements, Cost Principles, and Audit Requirements for Federal Awards* (Uniform Guidance). Those standards and the Uniform Guidance require that we plan and perform the audit to obtain reasonable assurance about whether noncompliance with the types of compliance requirements referred to above that could have a direct and material effect on a major federal program occurred. An audit includes examining, on a test basis, evidence about Fullerton School District's compliance with those requirements and performing such other procedures as we considered necessary in the circumstances.

We believe that our audit provides a reasonable basis for our opinion on compliance for each major federal program. However, our audit does not provide a legal determination of Fullerton School District's compliance.

***Opinion on Each Major Federal Program***

In our opinion, Fullerton School District complied, in all material respects, with the types of compliance requirements referred to above that could have a direct and material effect on each of its major federal programs for the year ended June 30, 2021.

### **Report on Internal Control Over Compliance**

Management of Fullerton School District is responsible for establishing and maintaining effective internal control over compliance with the types of compliance requirements referred to above. In planning and performing our audit of compliance, we considered Fullerton School District's internal control over compliance with the types of requirements that could have a direct and material effect on each major federal program to determine the auditing procedures that are appropriate in the circumstances for the purpose of expressing an opinion on compliance for each major federal program and to test and report on internal control over compliance in accordance with the Uniform Guidance, but not for the purpose of expressing an opinion on the effectiveness of internal control over compliance. Accordingly, we do not express an opinion on the effectiveness of the District's internal control over compliance.

*A deficiency in internal control over compliance* exists when the design or operation of a control over compliance does not allow management or employees, in the normal course of performing their assigned functions, to prevent, or detect and correct, noncompliance with a type of compliance requirement of a federal program on a timely basis. *A material weakness in internal control over compliance* is a deficiency, or a combination of deficiencies, in internal control over compliance, such that there is a reasonable possibility that material noncompliance with a type of compliance requirement of a federal program will not be prevented, or detected and corrected, on a timely basis. *A significant deficiency in internal control over compliance* is a deficiency, or a combination of deficiencies, in internal control over compliance with a type of compliance requirement of a federal program that is less severe than a material weakness in internal control over compliance, yet important enough to merit attention by those charged with governance.

Our consideration of internal control over compliance was for the limited purpose described in the first paragraph of this section and was not designed to identify all deficiencies in internal control over compliance that might be material weaknesses or significant deficiencies. We did not identify any deficiencies in internal control over compliance that we consider to be material weaknesses. However, material weaknesses may exist that have not been identified.

The purpose of this report on internal control over compliance is solely to describe the scope of our testing of internal control over compliance and the results of that testing based on the requirements of the Uniform Guidance. Accordingly, this report is not suitable for any other purpose.



Murrieta, California  
January 10, 2022



**INDEPENDENT AUDITORS' REPORT ON STATE COMPLIANCE**

Board of Trustees  
 Fullerton School District  
 Fullerton, California

**Report on State Compliance**

We have audited Fullerton School District's compliance with the types of compliance requirements described in the *2020-21 Guide for Annual Audits of K-12 Local Education Agencies and State Compliance Reporting* that could have a direct and material effect on each of the Fullerton School District's state government programs as noted on the following page for the fiscal year ended June 30, 2021.

**Management's Responsibility**

Management is responsible for compliance with state laws, regulations, and the terms and conditions of its State programs.

**Auditors' Responsibility**

Our responsibility is to express an opinion on compliance for each of Fullerton School District's state programs based on our audit of the types of compliance requirements referred to on the following page. We conducted our audit of compliance in accordance with auditing standards generally accepted in the United States of America; the standards applicable to financial audits contained in *Government Auditing Standards*, issued by the Comptroller General of the United States; and the *2020-21 Guide for Annual Audits of K-12 Local Education Agencies and State Compliance Reporting*. Those standards require that we plan and perform the audit to obtain reasonable assurance about whether noncompliance with the types of compliance requirements referred to on the following page that could have a direct and material effect on a state program occurred. An audit includes examining, on a test basis, evidence about Fullerton School District's compliance with those requirements and performing such other procedures as we considered necessary in the circumstances.

We believe that our audit provides a reasonable basis for our opinion on compliance for each state program. However, our audit does not provide a legal determination of Fullerton School District's compliance.

In connection with the audit referred to above, we selected and tested transactions and records to determine the District's compliance with the State laws and regulations applicable to the following items:

Description	Procedures Performed
Local Education Agencies Other Than Charter Schools:	
Attendance and Distance Learning	Yes
Teacher Certification and Misassignments	Yes
Kindergarten Continuance	Yes
Instructional Time	Yes
Instructional Materials	Yes
Ratio of Administrative Employees to Teachers	Yes



Description	Procedures Performed
Classroom Teacher Salaries	Yes
Early Retirement Incentive	Not Applicable
Gann Limit Calculation	Yes
School Accountability Report Card	Yes
K-3 Grade Span Adjustment	Yes
Apprenticeship: Related and Supplemental Instruction	Not Applicable
Comprehensive School Safety Plan	Yes
District of Choice	Not Applicable
School Districts, County Offices of Education, and Charter Schools:	
California Clean Energy Jobs Act	Yes
Proper Expenditure of Education Protection Account Funds	Yes
Unduplicated Local Control Funding Formula Pupil Counts	Yes
Charter Schools:	
Independent Study - Course Based	Not Applicable
Attendance	Not Applicable
Mode of Instruction	Not Applicable
Nonclassroom-Based Instruction/Independent Study	Not Applicable
Determination of Funding for Nonclassroom-Based Instruction	Not Applicable
Charter School Facility Grant Program	Not Applicable

***Unmodified Opinion on Compliance with State Programs***

In our opinion, Fullerton School District complied, in all material respects, with the types of compliance requirements referred to above for the year ended June 30, 2021.

*Nigro + Nigro, P.C.*

Murrieta, California  
January 10, 2022

---

---

*Schedule of Findings and Questioned Costs*

---

---

*(This page intentionally left blank)*

**FULLERTON SCHOOL DISTRICT**  
*Summary of Auditors' Results*  
*For the Fiscal Year Ended June 30, 2021*

---

***Financial Statements***

Type of auditors' report issued	<u>Unmodified</u>
Internal control over financial reporting:	
Material weakness(es) identified?	<u>No</u>
Significant deficiency(s) identified not considered to be material weaknesses?	<u>None reported</u>
Noncompliance material to financial statements noted?	<u>No</u>

***Federal Awards***

Internal control over major programs:	
Material weakness(es) identified?	<u>No</u>
Significant deficiency(s) identified not considered to be material weaknesses?	<u>None reported</u>
Type of auditors' report issued on compliance for major programs:	<u>Unmodified</u>
Any audit findings disclosed that are required to be reported in accordance with the Uniform Guidance, Section 200.516(a)?	<u>No</u>

Identification of major programs:

<u>Assistance Listing Numbers</u>	<u>Name of Federal Program or Cluster</u>
<u>84.010</u>	<u>Title I</u>
<u>21.019</u>	<u>COVID-19: Coronavirus Relief Fund</u>
<u>84.425C, D, U</u>	<u>COVID-19: Education Stabilization Fund</u>

Dollar threshold used to distinguish between Type A and Type B programs:	<u>\$ 1,062,158</u>
Auditee qualified as low-risk auditee?	<u>Yes</u>

***State Awards***

Type of auditors' report issued on compliance for state programs:	<u>Unmodified</u>
---	-------------------

**FULLERTON SCHOOL DISTRICT**  
*Financial Statement Findings*  
*For the Fiscal Year Ended June 30, 2021*

---

This section identifies the significant deficiencies, material weaknesses, and instances of noncompliance related to the financial statements that are required to be reported in accordance with *Government Auditing Standards*. Pursuant to Assembly Bill (AB) 3627, all audit findings must be identified as one or more of the following categories:

<u>Five Digit Code</u>	<u>AB 3627 Finding Types</u>
10000	Attendance
20000	Inventory of Equipment
30000	Internal Control
40000	State Compliance
42000	Charter School Facilities Programs
43000	Apprenticeship: Related and Supplemental Instruction
50000	Federal Compliance
60000	Miscellaneous
61000	Classroom Teacher Salaries
62000	Local Control Accountability Plan
70000	Instructional Materials
71000	Teacher Misassignments
72000	School Accountability Report Card

*There were no financial statement findings in 2020-21.*

**FULLERTON SCHOOL DISTRICT**  
*Federal Award Findings*  
*For the Fiscal Year Ended June 30, 2021*

---

This section identifies the audit findings required to be reported by the Uniform Guidance, Section 200.516 (e.g., significant deficiencies, material weaknesses, and instances of noncompliance, including questioned costs).

*There were no federal award findings or questioned costs in 2020-21.*

**FULLERTON SCHOOL DISTRICT**  
*State Award Findings and Questioned Costs*  
*For the Fiscal Year Ended June 30, 2021*

---

This section identifies the audit findings pertaining to noncompliance with state program rules and regulations.

*There were no state award findings or questioned costs in 2020-21.*

**FULLERTON SCHOOL DISTRICT**  
*Summary Schedule of Prior Audit Findings*  
*For the Fiscal Year Ended June 30, 2021*

---

*There were no findings or questioned costs in 2019-20.*